

CATALOGUE  
2022









**About us** [\[en\]](#)

Trafimet is known worldwide for over 40 years for its wide range of products specialized in the field of welding and cutting. Trafimet represents efficiency, quality, innovation and attention to service and to people.

As a member of international Kemppi Oy Group Trafimet maintains, still today, its strong "made in Italy" imprint, staying true to its origins and its history. Founded as a small artisan's workshop Trafimet has since evolved to having over 22000 square meters of manufacturing floor space in Italy. Today Trafimet represents a well-known brand appreciated by leading industrial companies in the field of welding and cutting torches.

# About us

## Trafimet Group SpA

### **Chi siamo** [it]

Da oltre 40 anni, Trafimet è conosciuta in tutto il mondo per la sua ampia gamma di prodotti per saldatura e taglio. Trafimet è sinonimo di efficienza, qualità, innovazione e attenzione alla soddisfazione delle esigenze del cliente. Oltre a essere attualmente membro del gruppo internazionale Kemppi Oy Group, Trafimet mantiene ancora oggi la sua forte impronta "made in Italy", rimanendo fedele alle sue origini e alla sua storia. Nata come piccola bottega artigiana, Trafimet da allora è cresciuta fino a raggiungere oltre 22.000 metri quadrati di superficie produttiva in Italia. Oggi Trafimet rappresenta un noto marchio apprezzato dalle principali aziende industriali nel campo della saldatura e del taglio.

### **Über uns** [de]


Seit mehr als 40 Jahren ist Trafimet weltweit für seine breite Produktpalette bekannt, die auf Schweiß- und Schneidbrenner spezialisiert ist. Trafimet steht für Effizienz, Qualität, Innovation und die Erfüllung von Kundenwünschen. Trafimet ist heute nicht nur Mitglied der internationalen Kemppi Oy Gruppe, sondern behält auch bis heute seinen starken „Made in Italy“-Charakter bei und bleibt damit seinen Ursprüngen und seiner Geschichte treu. Gegründet als kleiner Handwerksbetrieb, ist Trafimet inzwischen auf über 22.000 Quadratmeter Produktionsfläche in Italien angewachsen. Heute ist Trafimet eine bekannte Marke, die von führenden Industrieunternehmen im Bereich des Schweißens und Schneidens geschätzt wird.

### **À propos de nous** [fr]

Depuis plus de 40 ans, Trafimet est connu dans le monde entier pour sa large gamme de produits, spécialisée en torches de soudage et de découpe. Trafimet représente l'efficacité, la qualité, l'innovation et l'attention portée aux besoins de ses clients. Membre du groupe international Kemppi Oy, Trafimet a su conserver sa forte empreinte italienne, en restant fidèle à ses origines et à son histoire. Initialement petit atelier artisanal, Trafimet s'est développé pour compter aujourd'hui plus de 22 000 mètres carrés de surface de production en Italie. Aujourd'hui, Trafimet est une marque reconnue et appréciée des grandes entreprises industrielles dans le domaine du soudage et de la découpe.

### **Hakkımızda** [tr]

Trafimet, 40 yılı aşkın bir süredir, kaynak ve kesme torçları alanında uzmanlaşmış geniş ürün yelpazesıyla dünya çapında tanınmaktadır. Trafimet; verimliliği, kaliteyi, yeniliği ve müşteri ihtiyaçlarını karşılamaya gösterilen özeni temsil etmektedir. Trafimet, şu anda uluslararası Kemppi Oy Group'un bir üyesi olmasının yanı sıra kökenlerine ve tarihine sadık kalarak, bugüne kadar güçlü "made in Italy" damgasını korumuştur. Trafimet, küçük bir zanaatkar atölyesi olarak kurulduğu günden bugüne kadar İtalya'da 22.000 metrekarelik üretim alanına ulaştı. Bugün Trafimet, kaynak ve kesme alanında önde gelen sanayi kuruluşları tarafından takdir edilen tanınmış bir markayı temsil etmektedir.



## PLASMA cutting torches

	PAGE
PLUSCUT 85	10
PLUSCUT 105	12
EXPRES CUT S25K	16
EXPRES CUT S35K	18
EXPRES CUT S25	20
EXPRES CUT S45	22
EXPRES CUT S65	24
EXPRES CUT S75	26
EXPRES CUT S105	28
EXPRES CUT S125	30
EXPRES CUT A81	32
EXPRES CUT A101	34
EXPRES CUT A141	36
EXPRES CUT A151	38
PLASMA AW201	40
EXPRES CUT CB50	42
EXPRES CUT CB70	44
EXPRES CUT CB150	46
PLASMA CB50	48
PLASMA CB70	50
PLASMA CB150 REMOVABLE INSULATOR	52
AUTOCUT S65P	54
AUTOCUT S105P	56
AUTOCUT A141P	58
AUTOCUT AW201P	60
PLASMA CONNECTIONS	62
CENTRAL ADAPTORS	64
TRAFIMECTOR	65
FLOW METERS	66
CIRCLE CUTTING GUIDE KITS	67



## MIG welding torches

	PAGE
ERGOPLUS 15	70
ERGOPLUS 24	72
ERGOPLUS 25	74
ERGOPLUS 26	76
ERGOPLUS 36	78
ERGOPLUS 240	80
ERGOPLUS 400	82
ERGOPLUS 500	84
ERGOPLUS 555	86
ERGO FRESH 200G	90
ERGO FRESH 350G	92
ERGO FRESH 300W	94
ERGO FRESH 500W	96
AUTOPLUS 36	98
AUTOPLUS 500	100
EURO CONNECTORS MACHINE SIDE	102
EURO CONNECTORS TORCH SIDE	103
KITS FOR 5/8-18 UNF CONNECTOR	104
CONNECTORS / ADAPTORS	105
COATED STEEL LINERS	106
UNCOATED STEEL LINERS	107
TEFLON® LINERS / LINER SPARE PARTS	108
LINERS WITH COPPER TERMINAL	109
HIGH SLIDING MIG LINERS / MIG LINER ROLLS	110
HOSES & CONNECTORS	111
HOSE-SM / HOSE-AP CLAMPS	112
MIG CONTACT TIPS	113
MIG CONSUMABLE KITS / ERGOPLUS	116
MIG CONSUMABLES - BLISTER / ERGOPLUS	117

visit **trafimet.com**  
for more details about the products.



## TIG

### welding torches

	PAGE
T-SYSTEM AIR COOLED	122
T-SYSTEM WATER COOLED	123
T-SYSTEM TIG TORCH HEADS	124
T-SYSTEM SWITCH KITS	125
EXPERTIG 9	128
EXPERTIG 17	129
EXPERTIG 18	130
EXPERTIG 20	131
EXPERTIG 26	132
CLASSIC 9	133
CLASSIC 17	134
CLASSIC 18	135
CLASSIC 20	136
CLASSIC 26	137
TIG 9V	138
TIG 17V	139
TIG 26V	140
AUTOTIG 18	141
AUTOTIG 20	142
AUTOTIG 26	143
EASY 400 PLUS	144
TIG CENTRAL ADAPTORS	148
CONNECTORS M12X1 / CONNECTORS 3/8G	149
ELECTRIC PLUGS	150
SWITCHES - BUTTON KITS / EXPERTIG	151
TIG TORCH HEADS / EXPERTIG - CLASSIC - TIG V - AUTOTIG	152
TUNGSTEN ELECTRODES	153
TIG CONSUMABLE KITS	154
TIG 9 / 20 / 20 HC / 25 - CONSUMABLES	156
TIG 17 / 18 / 18 HC / 26 - CONSUMABLES	157
TIG 17 / 18 / 18 HC / 26 - STUBBY CONSUMABLES	158
TIG 24 / 24W - CONSUMABLES	159
TIG SUPER 50 - CONSUMABLES	160
TIG CONSUMABLES - BLISTER	161



## ACCESSORIES

### connectors

	PAGE
QUICK CONNECTORS WATER - MINI GAS	162
REDUCTIONS	163
CABLE CONNECTORS - PANEL SOCKETS / PLUGS	164
CABLE CONNECTORS - SOCKETS / PLUGS	166

visit **trafimet.com**  
for more details about the products.

# PLUSCUT



## **PLUSCUT** [en]

The PLUSCUT torches have been developed for the most demanding industrial and professional use.

There is a fine line between designing a quality manufactured product and cost savings. PLUSCUT torches provide you with both. You will achieve the best, fast cuts and save costs with less repeat work and less consumable consumption.

PLUSCUT torches are suitable for a variety of applications, including 'Standard', 'Extended', and 'Gouging'.

visit **trafimet.com**  
for more details about the products.





# PLASMA cutting torches

## **PLUSCUT** [it]

Le torce PLUSCUT sono state sviluppate per essere utilizzate nelle applicazioni industriali e per i professionisti più esigenti.

C'è una linea sottile tra la progettazione di un prodotto di qualità e il risparmio sui costi. Le torce PLUSCUT offrono entrambi. Garantiscono sia tagli veloci di altissima qualità che risparmi sui costi grazie al minor numero di ripetizioni del lavoro e al minor consumo delle parti di ricambio.

Le torce PLUSCUT sono adatte per un'ampia gamma di applicazioni, grazie alle versioni di consumabili per taglio "Standard" ed "Estesi" e a quelli per operazioni di "Scriccatura".

## **PLUSCUT** [de]

Die neuen PLUSCUT-Brenner erfüllen die hohen Bedürfnisse der Anwender und liefern beste Schneidergebnisse. Sie wurden für den anspruchsvollen industriellen und professionellen Einsatz entwickelt.

Es ist ein schmaler Grat zwischen der Entwicklung eines qualitativ hochwertigen Schneidbrenners mit hoher Schneidgeschwindigkeit und gleichzeitiger Kosteneinsparungen bei den Verschleißteilen. Die PLUSCUT-Schneidbrenner bieten Ihnen beides. Sie erzielen die besten, schnellsten Schnitte und sparen Kosten durch weniger Nacharbeit und geringeren Verbrauch bei den Verschleißteilen.

PLUSCUT-Schneidbrenner sind für eine Vielzahl von Anwendungen geeignet, darunter „Standard“, „Extended“ und „Fugenhobeln“.

## **PLUSCUT** [fr]

Les torches PLUSCUT ont été développées pour les utilisations industrielles et professionnelles les plus exigeantes.


Il y a une différence entre la conception et la fabrication d'un produit de qualité et la réduction des coûts. Les torches PLUSCUT offrent les deux. Vous obtiendrez des coupes optimales et rapides tout en réalisant des économies, avec moins de tâches répétées et moins de consommables utilisés. Les torches PLUSCUT sont adaptées à de nombreuses applications, dont « Standard », « Long » et « Gougeage ».

## **PLUSCUT** [tr]

PLUSCUT torçlar, en zorlu endüstriyel ve profesyonel uygulamalar için geliştirilmiştir. Kaliteli bir ürün tasarımı ile maliyet tasarrufu arasında ince bir çizgi vardır. PLUSCUT torçlar, size her ikisini de sağlar. Daha az tekrarlı çalışma ve daha az sarf malzemesi tüketimi ile en iyi ve hızlı kesimleri elde edecek ve böylece maliyetlerinizde gözle görülür tasarruf sağlayacaksınız.

PLUSCUT torçlar; "Standart", "Extended (Uzun)" ve "Oluk Açma" dahil olmak üzere çeşitli uygulamalar için idealdir.

# PLUSCUT 85



COAXIAL CABLE			
CODE	↔		
PAP306M-004-SA3	6 m	19.7'	
PAP312M-004-SA3	12 m	39.4'	
PAP306M-304-SA3	6 m	19.7'	
PAP312M-304-SA3	12 m	39.4'	

CABLE ASSEMBLY			
CODE	↔		
PAP306M-004-SC3	6 m	19.7'	CENTRAL 004
PAP312M-004-SC3	12 m	39.4'	
PAP306M-304-SC3	6 m	19.7'	TRAFIMECTOR 304
PAP312M-304-SC3	12 m	39.4'	

For Central 004 and Trafimector 304 pin connection scheme please see the relevant page.

## CONSUMABLE KITS

CODE		
PT1045	45 A consumable kit	1
PT1065	65 A consumable kit	1
PT1085	85 A consumable kit	1



TECHNICAL DATA				
	45 A	65 A	85 A	
	0,6 kg			
	1.32 lb			
	500			
	min. 4,5 - max. 5,0 bar			
	225 l/min @ 5 bar			
	Compressed air			
	100%	100%	100%	
	Max. Clean @ 25cm/min.	10mm	22mm	30mm
	Maximum	15mm	26mm	35mm
	Severance	20mm	30mm	40mm
	Pierce	12mm	16mm	19mm



CONSUMABLES FOR CUTTING (STANDARD)

	CODE		Ø	↔	CONSUMABLE KIT CONTENT			PCS X	X
					PT1045 45 A	PT1065 65 A	PT1085 85 A		
1	CV0384P			24,4 mm	•	•	•	1	2
2	PC0371P			34,8 mm	•	•	•	1	2
3	PD0403P09		0,95 mm 0,037"	16,6 mm	•			5	2
3	PD0403P12		1,2 mm 0,047"	16,6 mm		•		5	2
3	PD0403P13		1,35 mm 0,053"	16,9 mm			•	5	2
4	PE0363P			23 mm	•	•	•	1	2
5	PR0362P			29,5 mm	•	•	•	5	2

CONSUMABLES FOR CUTTING (EXTENDED)

	CODE		65 A	85 A	PCS X	X
1	CV0385P		•	•	1	2
2	PC0371P		•	•	1	2
3	PD0406P12		•		5	2
3	PD0406P13			•	5	2
4	PE0363P		•	•	1	2
5	PR0363P		•	•	5	2

CONSUMABLES FOR GOUGING

	CODE		65 A	85 A	PCS X	X
1	CV0386P		•	•	1	2
2	PC0371P		•	•	1	2
3	PD0409P11		•		5	2
3	PD0409P13			•	5	2
4	PE0363P		•	•	1	2
5	PR0362P		•	•	5	2


	CODE		description	
6	FH1716P		air tube	2
7	EA1920		o-ring	5
7	PF1390		torch head	1
8	BX0917		trigger/lever kit with microswitch	1
8	PT0366		microswitch kit	1
9	TP0320		handle with screws	1
10	BW0311		ball joint for cable assembly	1

	CODE		description	
10	EA2367		spring for coaxial cable	1
11	PH0930-06		coaxial cable - 6 m / 19.7' - 1/4 G	1
11	PH0930-12		coaxial cable - 12m / 39.4' - 1/4 G	1
11	PH4170-06		cable assembly - 6 m / 19.7' - 1/4 G	1
11	PH4170-12		cable assembly - 12 m / 39.4' - 1/4 G	1
12	FY0043		plasma central adaptor - 5 pins	1
12	FY0090		TRAFIMECTOR® central adaptor - torch side	1

STANDARD

# PLUSCUT 105

CE EN60974-7



COAXIAL CABLE			
CODE	↔		
PAP406M-004-SA3	6 m	19.7'	
PAP412M-004-SA3	12 m	39.4'	
PAP406M-304-SA3	6 m	19.7'	
PAP412M-304-SA3	12 m	39.4'	

TECHNICAL DATA	
NO HF	105 A
1 m	0,6 kg
	1.32 lb
PEAK	500
	min. 4,5 - max. 5,0 bar
	250 l/min @ 5 bar
	Compressed air
X %	100%
Max. Clean @ 25cm/min.	35mm
Maximum	40mm
Severance	50mm
Pierce	22mm

CABLE ASSEMBLY			
CODE	↔		
PAP406M-004-SC3	6 m	19.7'	
PAP412M-004-SC3	12 m	39.4'	
PAP406M-304-SC3	6 m	19.7'	
PAP412M-304-SC3	12 m	39.4'	

For Central 004 and Trafimector 304 pin connection scheme please see the relevant page.

## CONSUMABLE KITS

CODE			
PT1105		105 A consumable kit	1



**CONSUMABLES FOR CUTTING (STANDARD)**

	CODE		Ø	↔	CONSUMABLE KIT CONTENT		
					PCS X	X	
						PT1105	
						105 A	
1	CV0383P			25 mm		•	1 x 2
2	PC0370P			34,8 mm		•	1 x 2
3	PD0402P15		1,5 mm 0,059"	17,5 mm		•	5 x 2
4	PE0362P			23 mm		•	1 x 2
5	PR0362P			29,5 mm		•	5 x 2

**CONSUMABLES FOR CUTTING (EXTENDED)**

	CODE		105 A	PCS X	X
1	CV0385P		•	1	2
2	PC0370P		•	1	2
3	PD0406P15		•	5	2
4	PE0362P		•	1	2
5	PR0363P		•	5	2

**CONSUMABLES FOR GOUGING**

	CODE		105 A	PCS X	X
1	CV0388P		•	1	2
2	PC0370P		•	1	2
3	PD0410P14		•	5	2
4	PE0362P		•	1	2
5	PR0362P		•	5	2

	CODE		Description	
6	FH1716P		air tube	4
7	EA1920		o-ring	5
7	PF1390		torch head	1
8	BX0917		trigger/lever kit with microswitch	1
8	PT0366		microswitch kit	1
9	TP0320		handle with screws	1
10	BW0311		ball joint for cable assembly	1

	CODE		Description	
10	EA2367		spring for coaxial cable	1
11	PH0930-06		coaxial cable - 6 m / 19.7' - 1/4 G	1
11	PH0930-12		coaxial cable - 12m / 39.4' - 1/4 G	1
11	PH4170-06		cable assembly - 6 m / 19.7' - 1/4 G	1
11	PH4170-12		cable assembly - 12 m / 39.4' - 1/4 G	1
12	FY0043		plasma central adaptor - 5 pins	1
12	FY0090		TRAFIMECTOR® central adaptor - torch side	1

STANDARD

# EXPRESCUT



## **EXPRESCUT** [en]

The range of EXPRESCUT torches covers a wide field of applications from 20 to 150 Amps for machines with and without high frequency. The EXPRESCUT offers a wide range of connections to fit with most machines in the market.

The renewed and further improved plasma cutting torches come in a new design and with a new safety switch.

The wear parts of EXPRESCUT torches are manufactured by Trafimet and guarantee maximum performance, thanks to the right choice and high quality of raw materials and precise production.

visit [trafimet.com](https://www.trafimet.com)  
for more details about the products.



# PLASMA cutting torches

## **EXPRES-CUT [it]**

La gamma di torce EXPRES-CUT copre una vasta tipologia di applicazioni da 20-150 A per le macchine con e senza alta frequenza. Le torce EXPRES-CUT offrono svariati configurazioni di connessione e, pertanto, si adattano alla maggior parte delle macchine disponibili sul mercato. Le torce per il taglio al plasma sono state rinnovate e ulteriormente migliorate con un nuovo design e un nuovo pulsante di sicurezza. I consumabili delle torce EXPRES-CUT sono prodotti da Trafimet e garantiscono le massime prestazioni grazie alla selezione e all'alta qualità delle materie prime e alla precisione della produzione.

## **EXPRES-CUT [de]**

Das Sortiment der EXPRES-CUT-Schneidbrenner deckt einen breiten Anwendungsbereich von 20 bis 150 Ampere für Maschinen mit und ohne Hochfrequenz ab. Der EXPRES-CUT bietet eine große Auswahl von Anschlüssen, die zu den meisten Maschinen auf dem Markt passen. Die überarbeiteten und weiter verbesserten Plasmaschneidbrenner kommen in einem neuen Design und mit einem neuen Sicherheitsschalter. Die Verschleißteile der EXPRES-CUT-Brenner werden von Trafimet hergestellt und garantieren dank der richtigen Auswahl und der hohen Qualität der Materialien sowie der außerordentlich präzisen Fertigung maximale Leistung und Lebensdauer.

## **EXPRES-CUT [fr]**

La gamme de torches EXPRES-CUT couvre une large palette d'applications de 20 à 150 ampères pour les machines dotées ou non de la haute fréquence. L'EXPRES-CUT propose un grand nombre de connexions pour s'adapter à la plupart des machines du marché. Renouvelées et encore améliorées, les torches de découpe plasma bénéficient d'un nouveau design et d'un nouvel interrupteur de sécurité. Les pièces d'usure des torches EXPRES-CUT sont fabriquées par Trafimet et garantissent des performances maximales, grâce au choix judicieux et à la haute qualité des matières premières, accompagnées d'une fabrication précise.

## **EXPRES-CUT [tr]**

EXPRES-CUT torç serisi, yüksek frekanslı veya yüksek frekanssız makineler için 20 ile 150 Amper arasında geniş bir uygulama aralığını kapsar. EXPRES-CUT, pazardaki birçok makineye uyacak geniş bir bağlantı yelpazesi sunmaktadır. Yenilenmiş ve daha da geliştirilmiş plazma kesme torçları, yeni bir tasarım ve yeni bir güvenlik mekanizmalı tetik ile birlikte sunulur. Trafimet tarafından üretilen EXPRES-CUT sarf malzemeleri; doğru, yüksek kaliteli hammadde seçimi ve hassas üretim teknikleri sayesinde maksimum performansı garantiler.


# EXPRES CUT S25K

CE EN60974-7



CODE	↔		
PAS004M-096-WB3	4 m	12.5'	DIRECT 4 WIRES

TECHNICAL DATA		
NO HF	EXPRES CUT S25K	
1 m	0,4 kg	0,88 lb
V PEAK	500	
	2 bar	
	31 l/min	
X 35%	20 A	
	4-6 mm	5/32" - 1/4"




**K Series Torches for Integrated Compressors**

Plasma Cutting Machine

**K** Expresscut Torch

**CIRCLE CUTTING GUIDE KIT CV0025**





	CODE		Description	Ø		↔		CONTACT		DRAG		GOUGING	REF		
1	CV0024		stand off guide	23,5 mm		33 mm									1
2	PC0117		nozzle (1 ring)			28 mm									4
3	PD0103-09		40 A	0,9 mm	.035"	25,8 mm									10
3	PD0103-65		20 A	0,65 mm	.025"	25,8 mm									10
3	PD0116-06		20 A	0,6 mm	.023"	17,3 mm									10
3	PD0116-08		30 A	0,8 mm	.030"	17,3 mm									10
3	PD0116-09		40 A	0,9 mm	.035"	17,3 mm									10
4	PE0106		Swirl ring			4,6 mm							60028		2
5	PR0106		electrode			30,5 mm									10
5	PR0110		electrode			21,8 mm									10

	CODE		Description	
7	EA0330		o-ring	10
7	PF0127		S25K - S35K - S25 - S45 torch head	1
8	TP0310		trigger kit	1

	CODE		Description	
9	TP0301		handle kit	1
9	BW0424		spring joint	1
10	PH4015		cable assembly - 4 m / 12' - direct 4 wires	1

STANDARD CONTACT SHORT CONTACT LONG DRAG SHORT DRAG LONG GOUGING


# EXPRES CUT S35K

CE EN60974-7



CODE	↔		
PAS104M-096-WB3	4 m	12.5'	DIRECT 4 WIRES

TECHNICAL DATA		
NO HF	EXPRES CUT S35K	
1 m	0,4 kg	0,88 lb
V PEAK	500	
	2,5 bar	
	60 l/min	
X 35%	32 A	
	6-8 mm	1/4" - 5/16"




**K Series Torches for Integrated Compressors**

Plasma Cutting Machine

**K** Expresscut Torch

**CIRCLE CUTTING GUIDE KIT CV0025**



	CODE		Description	Ø		↔		CONTACT		DRAG		GOUGING	REF		
1	CV0024		stand off guide	23,5 mm		33 mm									1
2	PC0135		nozzle (2 rings)			28 mm									4
3	PD0103-09		40 A	0,9 mm	.035"	25,8 mm									10
3	PD0103-65		20 A	0,65 mm	.025"	25,8 mm									10
3	PD0116-06		20 A	0,6 mm	.023"	17,3 mm									10
3	PD0116-08		30 A	0,8 mm	.030"	17,3 mm									10
3	PD0116-09		40 A	0,9 mm	.035"	17,3 mm									10
4	PE0106		Swirl ring			4,6 mm							60028		2
5	PR0106		electrode			30,5 mm									10
5	PR0110		electrode			21,8 mm									10

	CODE		Description	
7	EA0330		o-ring	10
7	PF0127		S25K - S35K - S25 - S45 torch head	1
8	TP0310		trigger kit	1

	CODE		Description	
9	TP0301		handle kit	1
9	BW0424		spring joint	1
10	PH4015		cable assembly - 4 m / 12' - direct 4 wires	1

STANDARD CONTACT SHORT CONTACT LONG DRAG SHORT DRAG LONG GOUGING



# EXPRES CUT S25

CE EN60974-7



CODE	↔		
PAS204M-095-WB3	4 m	12.5'	 DIRECT 2 WIRES

TECHNICAL DATA		
NO HF	EXPRES CUT S25	
1 m	0,4 kg	0,88 lb
V PEAK	500	
	5 bar	
	95 l/min	
X 60%	25 A	
	6-8 mm	1/4" - 5/16"



	CODE		Description	Ø		↔		CONTACT		DRAG		GOUGING	REF	
1	CV0024		stand off guide	23,5 mm		33 mm		•						1
2	PC0116		nozzle (no ring)			28 mm		•	•				60389	4
3	PD0103-09		40 A	0,9 mm	.035"	25,8 mm			•					10
3	PD0103-65		20 A	0,65 mm	.025"	25,8 mm			•					10
3	PD0116-06		20 A	0,6 mm	.023"	17,3 mm		•						10
3	PD0116-08		30 A	0,8 mm	.030"	17,3 mm		•						10
3	PD0116-09		40 A	0,9 mm	.035"	17,3 mm		•						10
4	PE0106		Swirl ring			4,6 mm		•	•				60028	2
5	PR0106		electrode			30,5 mm			•					10
5	PR0110		electrode			21,8 mm		•						10

	CODE		Description	
7	EA0330		o-ring	10
7	PF0127		S25K - S35K - S25 - S45 torch head	1
8	TP0310		trigger kit	1

	CODE		Description	
9	TP0301		handle kit	1
9	BW0424		spring joint	1
10	PH4016		cable assembly - 4 m / 12' - direct 2 wires	1

STANDARD CONTACT SHORT CONTACT LONG DRAG SHORT DRAG LONG GOUGING


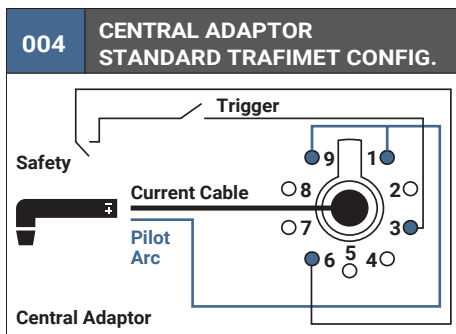
# EXPRES CUT S45

CE EN60974-7



CODE	↔		
PAS304M-000-WB3	4 m	12.5'	1/4 GAS Cable Assembly
PAS304M-004-WB3	4 m	19.7'	CENTRAL 004 Cable Assembly
PAS306M-000-WA3	6 m	19.7'	1/4 GAS Coaxial
PAS306M-004-WA3	6 m	19.7'	CENTRAL 004 Coaxial
PAS306M-304-WA3	6 m	19.7'	TRAFIMECTOR 304 Coaxial

TECHNICAL DATA		
NO HF	EXPRES CUT S45	
1 m	0,4 kg	0,88 lb
PEAK	500	
	5 bar	
	115 l/min	
60%	40 A	
	8-12 mm	5/16" - 15/32"



	CODE		Description	Ø		↔		CONTACT		DRAG		GOUGING	REF	
1	CV0010		stand off guide			18,5 mm		•						10
1	CV0024		stand off guide	23,5 mm		33 mm			•					1
2	PC0116		nozzle (no ring)			28 mm		•	•	•				4
3	PD0102-08		30 A	0,8 mm	.030"	13,3 mm		•						10
3	PD0102-10		50 A	1,0 mm	.040"	13,3 mm		•						10
3	PD0103-09		40 A	0,9 mm	.035"	25,8 mm				•				10
3	PD0103-65		20 A	0,65 mm	.025"	25,8 mm				•				10
3	PD0116-06		20 A	0,6 mm	.023"	17,3 mm			•					10
3	PD0116-08		30 A	0,8 mm	.030"	17,3 mm			•					10
3	PD0116-09		40 A	0,9 mm	.035"	17,3 mm			•					10
4	PE0106		Swirl ring			4,6 mm		•	•	•				2
5	PR0105		electrode			17,8 mm		•						10
5	PR0106		electrode			30,5 mm				•				10
5	PR0110		electrode			21,8 mm			•					10

	CODE		Description	
7	EA0330		o-ring	10
7	PF0127		S25K - S35K - S25 - S45 torch head	1
8	TP0310		trigger kit	1
9	TP0301		handle kit	1
9	BW0424		spring joint	1
10	PH4027		coaxial cable - 6 m / 19.7' - 1/4 G (no pin)	1

	CODE		Description	
10a	PH4127		cable assembly - 4 m / 12' - 1/4 G	1
11	BW0147		cable support	10
11	FY0023		plasma central adaptor - 5 pins	1
12	FY0090		TRAFIMECTOR® central adaptor - torch side	1
	EA0254		pin extractor for central adaptor	1
	PT0202		male spring pins kit (5 pcs)	1

STANDARD



CONTACT SHORT



CONTACT LONG



DRAG SHORT



DRAG LONG



GOUGING

# EXPRES CUT S65

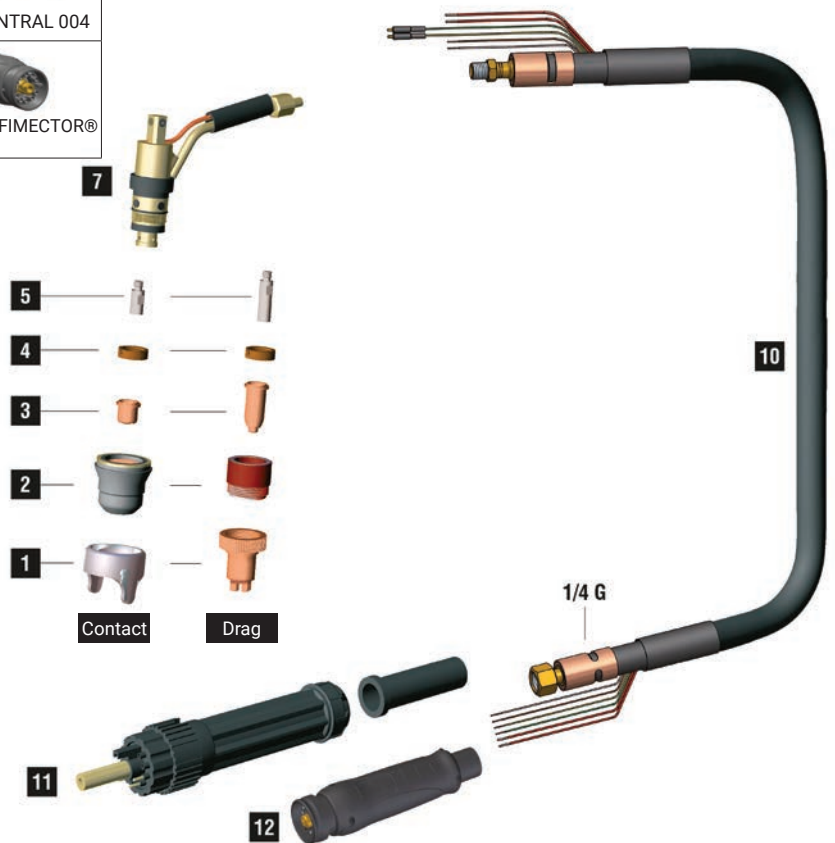
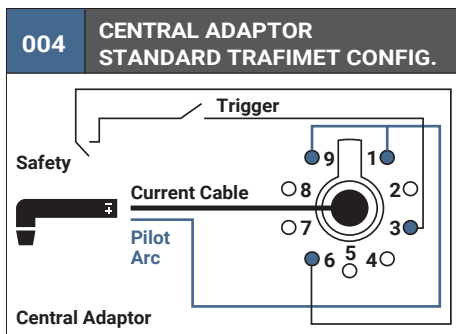
CE EN60974-7



CONTACT Consumables	↔		
PAS406M-000-WA3	6 m	19.7'	 1/4 GAS
PAS406M-004-WA3	6 m	19.7'	 CENTRAL 004
PAS406M-304-WA3	6 m	19.7'	 TRAFIMECTOR® 304

TECHNICAL DATA		
	EXPRES CUT S65	
	0,4 kg	0,88 lb
	500	
	4 bar	
	100 l/min	
	60 A	
	16-20 mm	5/8" - 25/32"

DRAG Consumables	↔		
PAS406D-000-WA3	6 m	19.7'	 1/4 GAS
PAS406D-004-WA3	6 m	19.7'	 CENTRAL 004
PAS406D-304-WA3	6 m	19.7'	 TRAFIMECTOR® 304





**CONSUMABLES FOR CUTTING (CONTACT)**

	CODE		DESCRIPTION	Ø		↔		CONTACT		DRAG		GOUGING	REF	
1	CV0299		gouging shield			20,8 mm								2
1	CV1118		stand off guide			25,5 mm								2
2	PC0098		nozzle			29 mm								2
2	PC0198		long life nozzle			29 mm								2
3	PD0098-08		40 A	0,8 mm	.030"	17,7 mm								10
3	PD0098-10		60 A	1,0 mm	.040"	17,7 mm								10
3	PD0199-16		gouging tip	1,6 mm	.063"	17,7 mm								10
4	PE0106		Swirl ring			4,6 mm							60028	2
5	PR0098		electrode			24,8 mm								10

**CONSUMABLES FOR DRAG**

	CODE		DESCRIPTION	Ø		↔		CONTACT		DRAG		GOUGING	REF	
1	CV0298		stand off guide			37,9 mm								2
2	PC0198		long life nozzle			29 mm								2
3	PD0198-08		40 A	0,8 mm	.030"	18 mm								10
3	PD0198-10		60 A	1,0 mm	.040"	18 mm								10
4	PE0106		Swirl ring			4,6 mm							60028	2
5	PR0106		electrode			30,5 mm								10

	CODE		DESCRIPTION	
7	EA0330		o-ring	10
7	PF0128		S65 torch head	1
8	TP0310		trigger kit	1
9	TP0301		handle kit	1
9	BW0424		spring joint	10

	CODE		DESCRIPTION	
10	PH4027		coaxial cable - 6 m / 19.7' - 1/4 G (no pin)	1
11	BW0147		cable support	10
11	FY0023		plasma central adaptor - 5 pins	1
12	FY0090		TRAFIMECTOR® central adaptor - torch side	1
	EA0254		pin extractor for central adaptor	1
	PT0202		male spring pins kit (5 pcs)	1

STANDARD



CONTACT SHORT



CONTACT LONG



DRAG SHORT



DRAG LONG



GOUGING

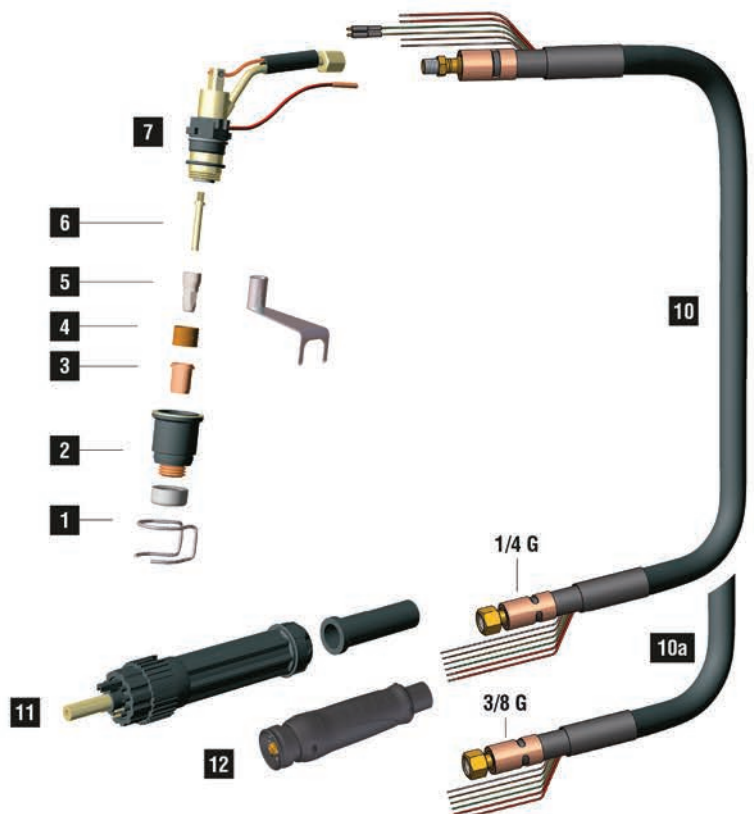
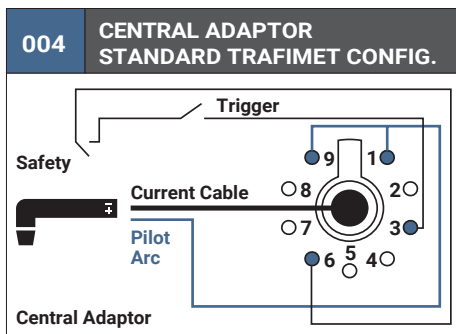
# EXPRES CUT S75

CE EN60974-7



CODE	↔		
PAS506M-000-WA3	6 m	19.7'	1/4 GAS
PAS506M-071-WA3	6 m	19.7'	3/8 GAS
PAS506M-004-WA3	6 m	19.7'	CENTRAL 004
PAS506M-304-WA3	6 m	19.7'	TRAFIMECTOR® 304

TECHNICAL DATA		
NO HF	EXPRES CUT S75	
1 m	0,7 kg	1,54 lb
PEAK	500	
5 bar	5 bar	
150 l/min	150 l/min	
X 60%	70 A	
X 100%	50 A	
18-23mm	23/32" - 29/32"	



	CODE		Description	Ø		↔	CONTACT		DRAG		GOUGING	REF	
1	CV0026		stand off guide			25,5 mm							2
1	CV0028		stand off guide			20,5 mm							10
1	CV0033		stand off guide			26 mm							2
1	CV0051		stand off guide	24,3 mm		31 mm							1
2	CV0076		for PC0114			9,7 mm							10
2	PC0114		nozzle (CV0076 included)			39,5 mm							2
3	PD0114-10		50 A	1,0 mm	.040"	18,6 mm							10
3	PD0114-12		70 A	1,2 mm	.047"	18,6 mm							10
3	PD0118-10		50 A	1,0 mm	.040"	31,1 mm							10
4	PE0112		diffuser			11,5 mm							2
5	CV0080		tool for wear parts										1
5	PR0117		electrode			23,7 mm							10
5	PR0119		electrode			36,2 mm							10
6	FH0647		air tube			36 mm							10

	CODE		Description	
7	EA0223		O-ring Ø 18x1 mm	10
7	PF0135		S75 torch head	1
8	TP0310		trigger kit	1
9	TP0303		handle kit	1
9	BW0424		spring joint	1
10	PH4003		coaxial cable - 6 m / 19.7' - 1/4 G (no pin)	1

	CODE		Description	
10a	PH4009		coaxial cable - 6 m / 19.7' - 3/8 G (no pin)	1
11	BW0147		cable support	10
11	FY0023		plasma central adaptor - 5 pins	1
12	FY0090		TRAFIMECTOR® central adaptor - torch side	1
	EA0254		pin extractor for central adaptor	1
	PT0202		male spring pins kit (5 pcs)	1

STANDARD CONTACT SHORT CONTACT LONG DRAG SHORT DRAG LONG GOUGING

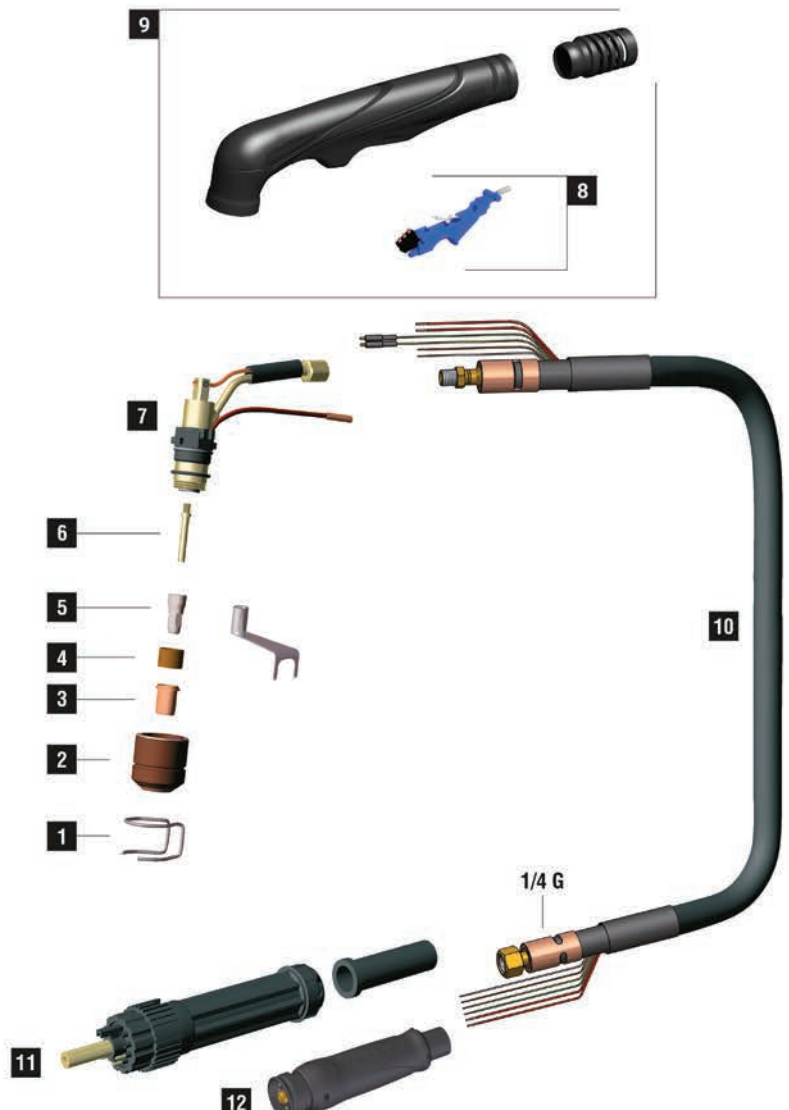
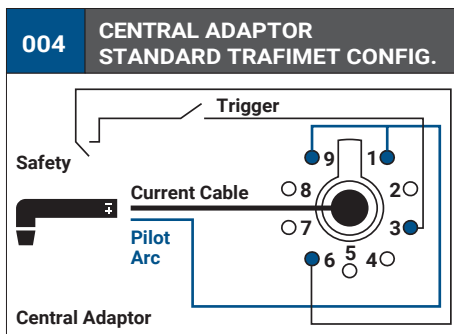
# EXPRES CUT S105

CE EN60974-7



CODE	↔		
PAS606M-000-WA3	6 m	19.7'	 1/4 GAS
PAS606M-004-WA3	6 m	19.7'	 CENTRAL 004
PAS606M-304-WA3	6 m	19.7'	 TRAFIMECTOR® 304

TECHNICAL DATA		
<b>NO HF</b>	EXPRES CUT S105	
	0,7 kg	1,54 lb
<b>V PEAK</b>	500	
	5 bar	
	180 l/min	
<b>X 60%</b>	100 A	
<b>X 100%</b>	70 A	
	25-30mm	1"-1 3/16



	CODE		Description	Ø			CONTACT		DRAG		GOUGING	REF	
1	CV0009		stand off guide			38,6 mm							10
1	CV0011		stand off guide			23 mm						1386	10
1	CV0012		stand off guide			30 mm						1408	2
1	CV0014		stand off guide			30 mm							2
1	CV0021		stand off guide	32,8 mm		40,6 mm							1
2	PC0118		long life nozzle			39,5 mm							4
2	PC0119		long life nozzle			32 mm							2
3	PD0119-10		50 A	1,0 mm	.040"	18,7 mm							10
3	PD0119-12		70 A	1,2 mm	.047"	18,7 mm							10
3	PD0119-14		100 A	1,4 mm	.055"	18,7 mm							10
3	PD0122-12		70 A	1,2 mm	.047"	34,3 mm							10
4	PE0112		diffuser			11,5 mm							2
5	CV0080		tool for wear parts										1
5	PR0117		electrode			23,7 mm							10
5	PR0120		electrode			39,5 mm							10
6	FH0647		air tube			36 mm							10
6	FH0820		long air tube			50 mm							10

	CODE		Description	
7	EA0223		O-ring Ø 18x1 mm	10
7	PF0136		S105 torch head	1
8	TP0310		trigger kit	1
9	TP0303		handle kit	1
9	BW0424		spring joint	1

	CODE		Description	
10	PH4003		coaxial cable - 6 m / 19.7' - 1/4 G (no pin)	1
11	BW0147		cable support	10
11	FY0023		plasma central adaptor - 5 pins	1
12	FY0090		TRAFIMECTOR® central adaptor - torch side	1
	EA0254		pin extractor for central adaptor	1
	PT0202		male spring pins kit (5 pcs)	1

STANDARD



CONTACT SHORT



CONTACT LONG



DRAG SHORT



DRAG LONG



GOUGING

# EXPRES CUT S125

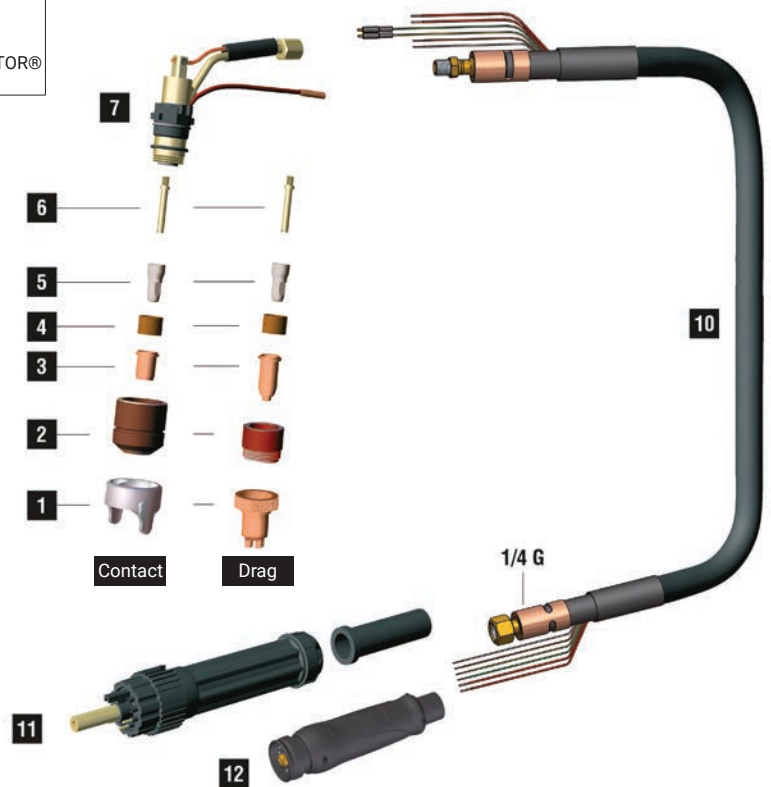
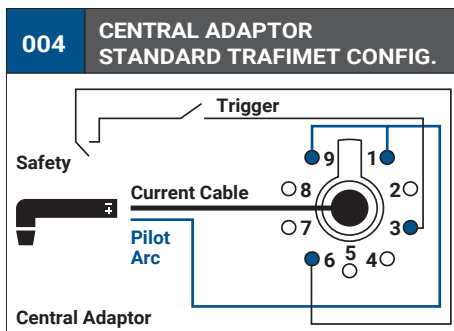
CE EN60974-7



CONTACT Consumables	↔		
PAS706M-000-WA3	6 m	19.7'	1/4 GAS
PAS706M-004-WA3	6 m	19.7'	CENTRAL 004
PAS706M-304-WA3	6 m	19.7'	TRAFIMECTOR® 304

TECHNICAL DATA		
NO HF	EXPRES CUT S125	
1 m	0,7 kg	1,54 lb
PEAK	500	
	5 bar	
	180 l/min	
X 60%	120 A	
X 100%	90 A	
	30-35mm	1"3/16 - 1"3/8

DRAG Consumables	↔		
PAS706D-000-WA3	6 m	19.7'	1/4 GAS
PAS706D-004-WA3	6 m	19.7'	CENTRAL 004
PAS706D-304-WA3	6 m	19.7'	TRAFIMECTOR® 304



**CONSUMABLES FOR CUTTING (CONTACT)**

	CODE		DESCRIPTION	Ø		↔		CONTACT		DRAG		GOUGING	REF	
1	CV0229		stand off guide			35,2 mm								2
2	PC0179		long life nozzle			39,5 mm								2
3	PD0179-13		80 A	1,3 mm	.051"	20 mm								10
3	PD0179-14		100 A	1,4 mm	.055"	20 mm								10
3	PD0179-15		120 A	1,5 mm	.059"	20 mm								10
4	PE0179		diffuser			12,6 mm								2
5	PR0179		electrode			24,6 mm								10
6	FH0979		air tube			37 mm								10

**CONSUMABLES FOR DRAG**

	CODE		DESCRIPTION	Ø		↔		CONTACT		DRAG		GOUGING	REF	
1	CV0279		stand off guide			37,9 mm								2
2	PC0279		long life nozzle			33 mm								2
3	PD0279-13		80 A	1,3 mm	.051"	29 mm								10
3	PD0279-15		120 A	1,5 mm	.059"	29 mm								10
4	PE0179		diffuser			12,6 mm								2
5	PR0279		electrode			33,6 mm								10
6	FH0980		long air tube			46								10

	CODE		DESCRIPTION	
7	EA0223		O-ring Ø 18x1 mm	10
7	PF0138		S125 torch head	1
8	TP0310		trigger kit	1
9	TP0303		handle kit	1
9	BW0424		spring joint	1

	CODE		DESCRIPTION	
10	PH4003		coaxial cable - 6 m / 19.7' - 1/4 G (no pin)	1
11	BW0147		cable support	10
11	FY0023		plasma central adaptor - 5 pins	1
12	FY0090		TRAFIMECTOR® central adaptor - torch side	1
	EA0254		pin extractor for central adaptor	1
	PT0202		male spring pins kit (5 pcs)	1

STANDARD



CONTACT SHORT



CONTACT LONG



DRAG SHORT



DRAG LONG



GOUGING

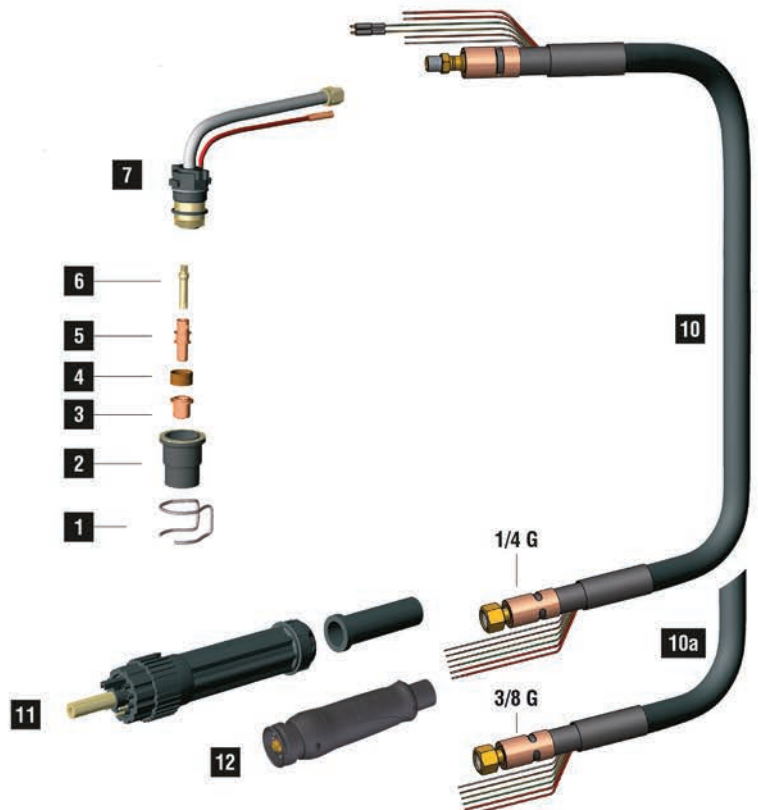
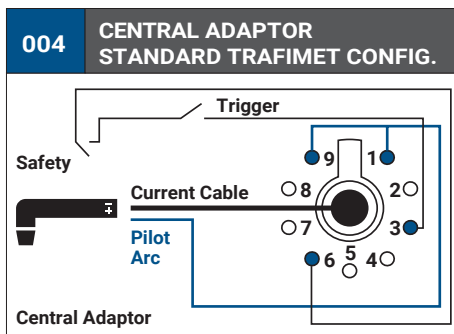
# EXPRES CUT A81

CE EN60974-7



CODE	↔		
PAA106M-000-WA3	6 m	19.7'	 1/4 GAS
PAA106M-071-WA3	6 m	19.7'	 3/8 GAS
PAA106M-004-WA3	6 m	19.7'	 CENTRAL 004
PAA106M-304-WA3	6 m	19.7'	 TRAFIMECTOR® 304

TECHNICAL DATA		
HF	EXPRES CUT A81	
1 m	0,6 kg	1,32 lb
V PEAK	500	
	5 bar	
	155 l/min	
X 60%	80 A	
X 100%	60 A	
	20-25mm	25/32" - 1"





	CODE		Description	Ø		↔	CONTACT		DRAG		GOUGING	REF	
1	CV0026		stand off guide			25,5 mm							2
1	CV0028		stand off guide			20,5 mm							10
1	CV0033		stand off guide			26 mm							2
1	CV0051		stand off guide	24,3 mm		31 mm							1
1	CV0201		ceramic stand off guide			30 mm							1
2	PC0115		nozzle			35,4 mm							2
3	PD0105-10		50 A	1,0 mm	.040"	13,3 mm							10
3	PD0105-12		80 A	1,2 mm	.047"	13,3 mm							10
3	PD0106-12		80 A	1,2 mm	.047"	25,8 mm							10
4	PE0107		diffuser			8,2 mm							2
5	PR0109		electrode			27 mm							10
5	PR0115		electrode			39,5 mm							10
6	FH0560		air tube			28 mm							1
6	FH0561		long air tube			40 mm							1

	CODE		Description	
7	EA0125		O-ring Ø 15,6 x 1,78 mm	10
7	PF0140		A81 torch head	1
8	TP0310		trigger kit	1
9	TP0303		handle kit	1
9	BW0424		spring joint	1
10	PH4003		coaxial cable - 6 m / 19.7' - 1/4 G (no pin)	1

	CODE		Description	
10a	PH4009		coaxial cable - 6 m / 19.7' - 3/8 G (no pin)	1
11	BW0147		cable support	10
11	FY0023		plasma central adaptor - 5 pins	1
12	FY0090		TRAFIMECTOR® central adaptor - torch side	1
	EA0254		pin extractor for central adaptor	1
	PT0202		male spring pins kit (5 pcs)	1

STANDARD CONTACT SHORT CONTACT LONG DRAG SHORT DRAG LONG GOUGING

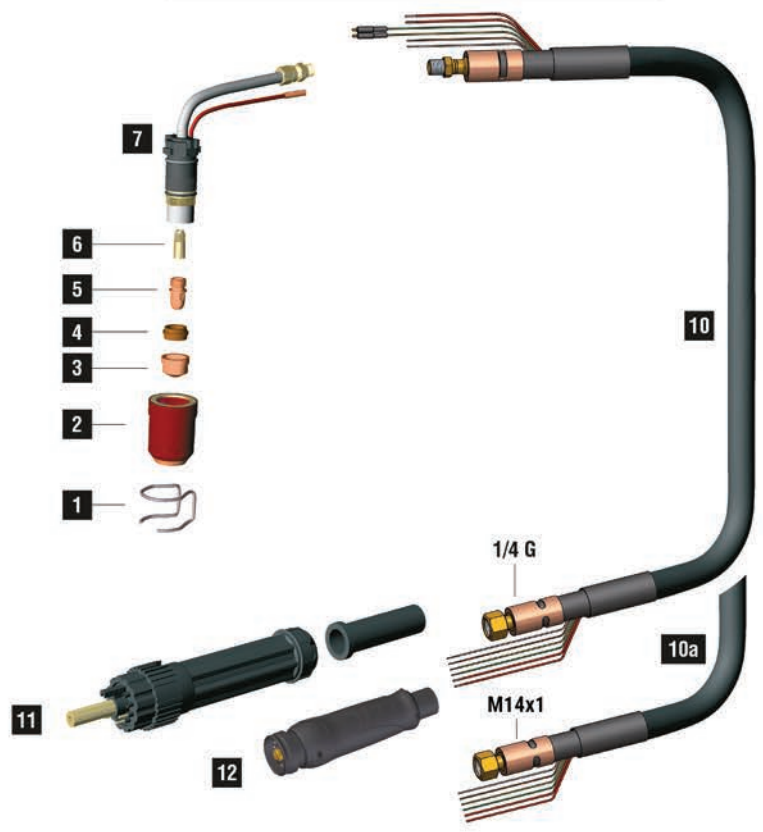
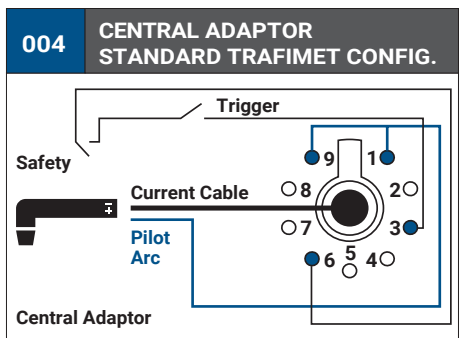
# EXPRES CUT A101

CE EN60974-7



CODE	↔		
PAA206M-000-WA3	6 m	19.7'	 1/4 GAS
PAA206M-082-WA3	6 m	19.7'	 M14x1
PAA206M-004-WA3	6 m	19.7'	 CENTRAL 004
PAA206M-304-WA3	6 m	19.7'	 TRAFIMECTOR® 304

TECHNICAL DATA		
HF	EXPRES CUT A101	
1 m	0,8 kg	1,76 lb
V PEAK	500	
	5 bar	
	180 l/min	
X 60%	100 A	
X 100%	75 A	
	25-30mm	1" - 1 3/16"



	CODE		DESCRIPTION	Ø	LENGTH	CONTACT		DRAG		GOUGING	REF	
1	CV0008		stand off guide		32,5 mm		•				51957	10
1	CV0009		stand off guide		38,6 mm				•			10
1	CV0011		stand off guide		23 mm	•					1386	10
1	CV0012		stand off guide		30 mm	•					1408	2
1	CV0014		stand off guide		30 mm	•						2
1	CV0021		stand off guide	32,8 mm	40,6 mm	•						1
1	CV0023		stand off guide		17,6 mm					•		10
1	CV0039		stand off guide		18,5 mm		•					2
2	FH0297		insulator for CV0039/ CV0023				•			•		10
2	PC0109		nozzle		44,1 mm	•						2
2	PC0111		long life nozzle		44,1 mm	•						2
2	PC0113		nozzle		42,3 mm		•		•			2
2	PC0130		long life		42,9 mm		•			•		2
3	PD0101-08		30 A	0,8 mm	.030"	13,7 mm	•	•				10
3	PD0101-11		60 A	1,1 mm	.043"	13,7 mm	•	•				10
3	PD0101-14		100 A	1,4 mm	.055"	13,7 mm	•	•				10
3	PD0101-17		130 A	1,7 mm	.066"	13,7 mm	•	•				10
3	PD0101-19		140 A	1,9 mm	.075"	13,7 mm	•	•				10
3	PD0101-30		gouging tip	3,0 mm	1/8"	13,7 mm					•	
3	PD0111-12		80 A	1,2 mm	.047"	35,8 mm		•				10
3	PD0117-14		100 A	1,4 mm	.055"	34,8 mm				•		10
3	PD0117-17		130 A	1,7 mm	.066"	34,8 mm				•		10
3	PD0117-19		140 A	1,9 mm	.075"	34,8 mm				•		10
4	PE0101		diffuser		7,8 mm		•				•	2
4	PE0103		diffuser		7,8 mm		•	•		•	•	2
5	PR0101		electrode		22 mm	7/8"	•	•			•	10
5	PR0116		electrode		43,1 mm			•		•		10
6	FH0562		air tube		21 mm		•	•		•	•	1

	CODE		DESCRIPTION	
7	EA0131		O-ring Ø 19 x 2 mm	10
7	PF0145		A101 torch head	1
8	TP0310		trigger kit	1
9	TP0303		handle kit	1
9	BW0424		spring joint	1
10	PH4008		coaxial cable - 6 m / 19.7' - 1/4 G (no pin)	1

	CODE		DESCRIPTION	
10a	PH4063		coaxial cable - 6 m / 19.7' - M14x1	1
11	BW0147		cable support	10
11	FY0023		plasma central adaptor - 5 pins	1
12	FY0090		TRAFIMECTOR® central adaptor - torch side	1
	EA0254		pin extractor for central adaptor	1
	PT0202		male spring pins kit (5 pcs)	1

STANDARD CONTACT SHORT CONTACT LONG DRAG SHORT DRAG LONG GOUGING

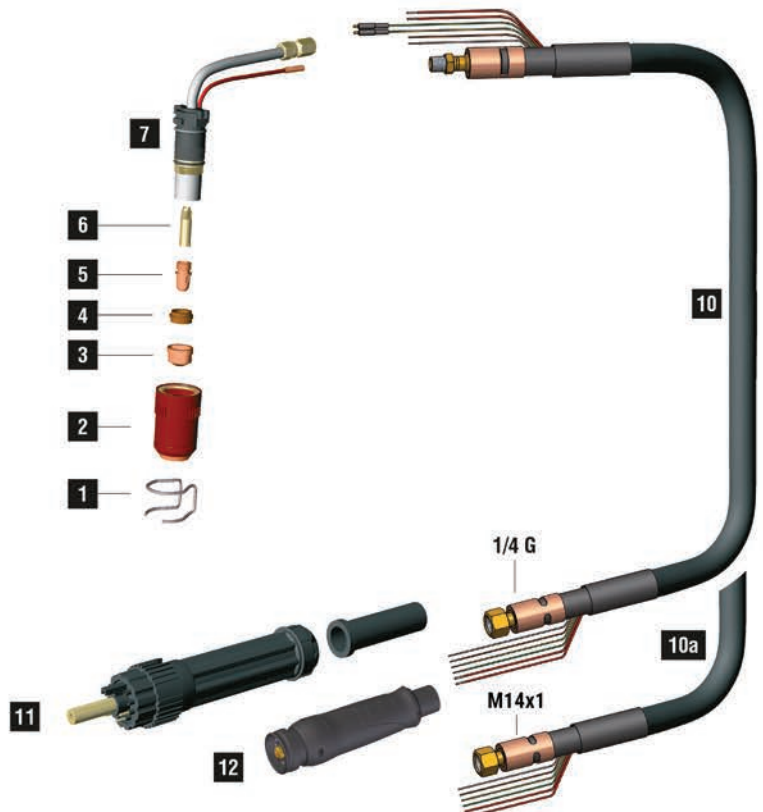

# EXPRES CUT A141

CE EN60974-7



CODE	↔		
PAA306M-000-WA3	6 m	19.7'	 1/4 GAS
PAA306M-082-WA3	6 m	19.7'	 M14x1
PAA306M-004-WA3	6 m	19.7'	 CENTRAL 004
PAA306M-304-WA3	6 m	19.7'	 TRAFIMECTOR® 304

TECHNICAL DATA		
HF	EXPRES CUT A141	
1 m	1,1 kg	2,43 lb
V PEAK	500	
	5 bar	
	210 l/min	
X 60%	140 A	
X 100%	100 A	
	35-40mm	1"3/8 - 1"9/16



	CODE		DESCRIPTION	Ø	LENGTH	CONTACT		DRAG		GOUGING	REF		
1	CV0008		stand off guide			32,5 mm					51957	10	
1	CV0009		stand off guide			38,6 mm						10	
1	CV0011		stand off guide			23 mm					1386	10	
1	CV0012		stand off guide			30 mm					1408	2	
1	CV0017		stand off guide			33 mm					1406	2	
1	CV0014		stand off guide			30 mm						2	
1	CV0021		stand off guide	32,8 mm		40,6 mm						1	
1	CV0023		stand off guide			17,6 mm						10	
1	CV0039		stand off guide			18,5 mm						2	
2	FH0297		insulator for CV0039/ CV0023									10	
2	PC0101		nozzle			52,1 mm						2	
2	PC0102		long life nozzle			52,1 mm						2	
2	PC0103		nozzle			50,3 mm						2	
2	PC0131		long life			50,9 mm						2	
3	PD0101-08		30 A	0,8 mm	.030"	13,7 mm						10	
3	PD0101-11		60 A	1,1 mm	.043"	13,7 mm						10	
3	PD0101-14		100 A	1,4 mm	.055"	13,7 mm						10	
3	PD0101-17		130 A	1,7 mm	.066"	13,7 mm						10	
3	PD0101-19		140 A	1,9 mm	.075"	13,7 mm						10	
3	PD0101-30		gouging tip	3,0 mm	1/8"	13,7 mm							10
3	PD0111-12		80 A	1,2 mm	.047"	35,8 mm						10	
3	PD0117-14		100 A	1,4 mm	.055"	34,8 mm						10	
3	PD0117-17		130 A	1,7 mm	.066"	34,8 mm						10	
3	PD0117-19		140 A	1,9 mm	.075"	34,8 mm						10	
4	PE0101			diffuser			7,8 mm						2
4	PE0103		diffuser			7,8 mm						2	
5	PR0101		electrode			22 mm	7/8"						10
5	PR0116		electrode			43,1 mm						10	
6	FH0563		air tube			29 mm						1	

	CODE		DESCRIPTION	
7	EA0131		O-ring Ø 19 x 2 mm	10
7	PF0155		A141 torch head	1
8	TP0310		trigger kit	1
9	TP0303		handle kit	1
9	BW0424		spring joint	1
10	PH4023		coaxial cable - 6 m / 19.7' - 1/4 G (no pin)	1

	CODE		DESCRIPTION	
10a	PH4020		coaxial cable - 6 m / 19.7' - M14x1	1
11	BW0147		cable support	10
11	FY0023		plasma central adaptor - 5 pins	1
12	FY0090		TRAFIMECTOR® central adaptor - torch side	1
	EA0254		pin extractor for central adaptor	1
	PT0202		male spring pins kit (5 pcs)	1

STANDARD CONTACT SHORT CONTACT LONG DRAG SHORT DRAG LONG GOUGING

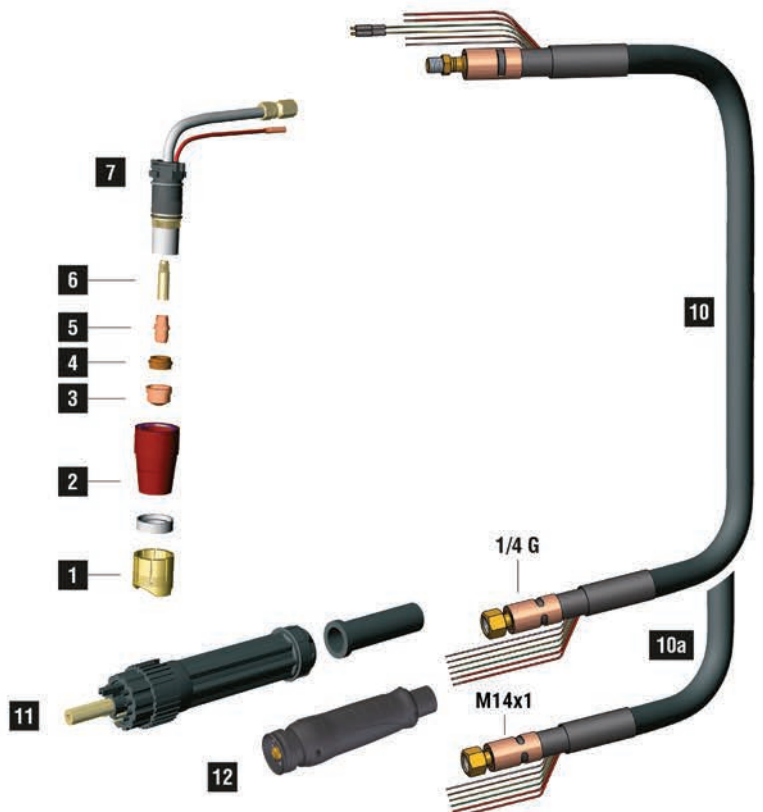

# EXPRES CUT A151

CE EN60974-7



CODE	↔		
PAA406M-000-WA3	6 m	19.7'	 1/4 GAS
PAA406M-082-WA3	6 m	19.7'	 M14x1
PAA406M-004-WA3	6 m	19.7'	 CENTRAL 004
PAA406M-304-WA3	6 m	19.7'	 TRAFIMECTOR® 304

TECHNICAL DATA		
HF	EXPRES CUT A151	
1 m	1,1 kg	2,43 lb
V PEAK	500	
	5 bar	
	230 l/min	
X 60%	150 A	
X 100%	120 A	
	35-40mm	1"3/8 - 1"9/16



	CODE		Description	Ø	↔	CONTACT				DRAG		GOUGING	REF	
1	CV0008		stand off guide		32,5 mm				•				51957	10
1	CV0009		stand off guide		38,6 mm						•			10
1	CV0011		stand off guide		23 mm	•							1386	10
1	CV0012		stand off guide		30 mm	•							1408	2
1	CV0014		stand off guide		30 mm	•								2
1	CV0021		stand off guide	32,8 mm	40,6 mm	•								1
1	CV0023		stand off guide		17,6 mm						•			10
1	CV0039		stand off guide		18,5 mm		•							2
1	CV1105		stand off guide		30 mm		•							10
1	CV1106		stand off guide		28 mm			•						10
2	BW0139		shield for CV1105		7,5 mm		•							10
2	BW0146		shield for CV1106		7,5 mm			•						10
2	CV1107		stand off guide		17 mm	•								10
2	FH0297		insulator for CV0039/ CV0023				•					•		10
2	PC0120		long life nozzle		50,9 mm	•	•							2
2	PC0131		long life		50,9 mm	•		•		•	•			2
3	PD0109-11		60 A	1,1 mm	.043"	12,7 mm	•	•	•	•				10
3	PD0109-14		100 A	1,4 mm	.055"	12,7 mm	•	•	•	•				10
3	PD0109-16		130 A	1,6 mm	.063"	12,7 mm	•	•	•	•				10
3	PD0109-18		140 A	1,8 mm	.071"	12,7 mm	•	•	•	•				10
3	PD0109-30		gouging tip	3,0 mm	1/8"	12,7 mm						•		10
3	PD0111-12		80 A	1,2 mm	.047"	35,8 mm			•					10
3	PD0117-14		100 A	1,4 mm	.055"	34,8 mm					•			10
3	PD0117-17		130 A	1,7 mm	.066"	34,8 mm					•			10
3	PD0117-19		140 A	1,9 mm	.075"	34,8 mm					•			10
4	PE0103		diffuser		7,8 mm	•	•	•	•		•	•		2
5	PR0111		electrode		20,5 mm	•	•	•	•			•		10
5	PR0116		electrode		43,1 mm				•		•			10
6	FH0563		air tube		29 mm	•	•	•	•		•	•		1

	CODE		Description	
7	EA0131		O-ring Ø 19 x 2 mm	10
7	PF0160		A151 torch head	1
8	TP0310		trigger kit	1
9	TP0303		handle kit	1
9	BW0424		spring joint	1
10	PH4023		coaxial cable - 6 m / 19.7' - 1/4 G (no pin)	1

	CODE		Description	
10a	PH4020		coaxial cable - 6 m / 19.7' - M14x1	1
11	BW0147		cable support	10
11	FY0023		plasma central adaptor - 5 pins	1
12	FY0090		TRAFIMECTOR® central adaptor - torch side	1
	EA0254		pin extractor for central adaptor	1
	PT0202		male spring pins kit (5 pcs)	1

STANDARD CONTACT SHORT CONTACT LONG DRAG SHORT DRAG LONG GOUGING

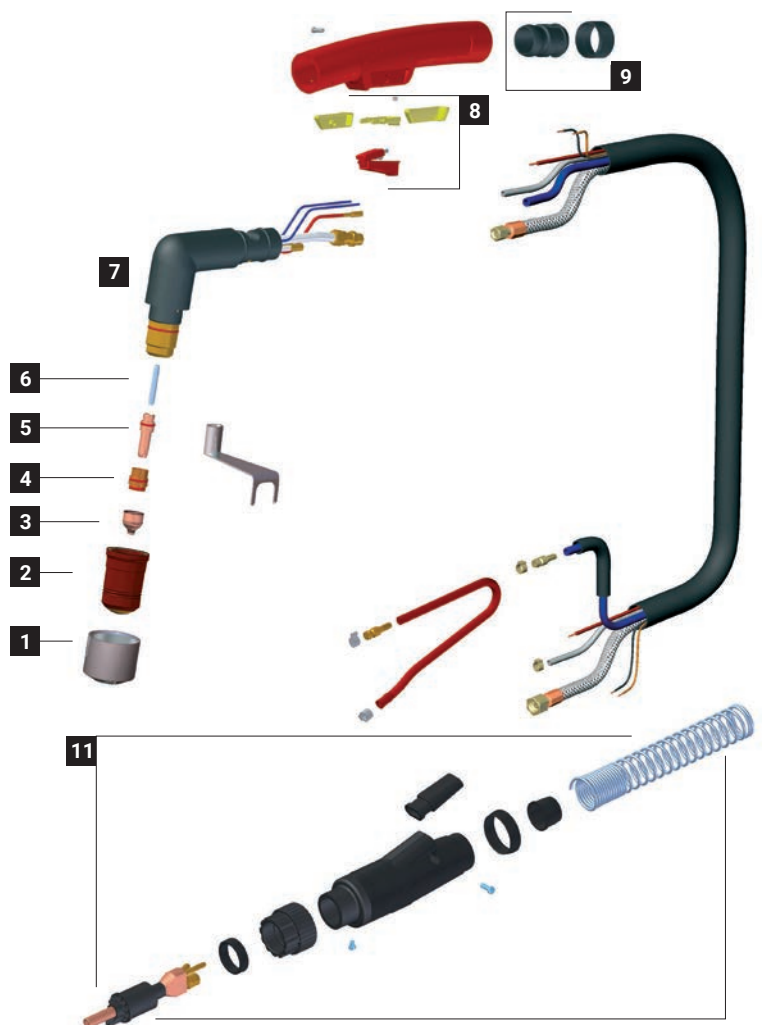
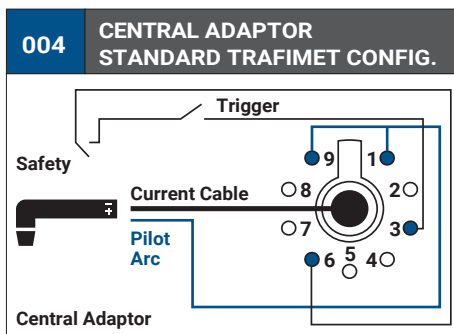
# PLASMA AW201

CE EN60974-7



CODE	↔		
PB0003	6 m	19.7'	CENTRAL 004

TECHNICAL DATA		
HF	ERGOCUT AW 201	
1 m	1,2 kg	2,65 lb
V PEAK	500	
	4 bar	
	50 l/min	
	2-4 bar	
	1.45 l/min	
X 100%	200 A	
	40-50mm	1"9/16-2"





	CODE		Description	Ø		↔		CONTACT		DRAG		GOUGING		REF	
1	CV0011		stand off guide			23 mm								1386	10
1	CV0012		stand off guide			30 mm								1408	2
1	CV0013		stand off guide			33 mm						•		1406	2
1	CV0014		stand off guide			30 mm									2
1	CV0021		stand off guide	32,8 mm		40,6 mm									1
1	CV0083		gouging shield			21,8 mm						•			10
2	CV0078		insulator for PC0125			12,5 mm		•				•			10
2	PC0125		long life nozzle (CV0078 included)			53 mm		•				•			2
3	PD0113-30		gouging tip	3,0 mm	1/8"	20,7 mm						•	•	-	10
3	PD0115-10		60 A	1,0 mm	.040"	18,5 mm		•							10
3	PD0115-12		70 A	1,2 mm	.047"	18,5 mm		•							10
3	PD0115-14		100 A	1,4 mm	.055"	18,5 mm		•							10
3	PD0115-16		130 A	1,6 mm	.063"	18,5 mm		•							10
3	PD0115-18		150 A	1,8 mm	.071"	18,5 mm		•							10
3	PD0115-20		200 A	2,0 mm	5/64"	18,5 mm		•							10
3	PD0115-30		gouging tip	3,0 mm	1/8"	18,5 mm		•					•		10
4	PE0114			diffuser			17,9 mm		•				•	•	
5	CV0080		tool for wear parts												1
5	PR0118		electrode			31,2 mm		•				•	•		10
6	FH0866		air tube			34,5		•				•	•		1

	CODE		Description	
7	EA0203		O-ring Ø 22x2 mm	10
7	PG1005		plasma torch head	1
8	BW0340		safety trigger	1
8	BX0020		trigger	10
9	BW0311		cable joint	1
11	PT0024		Plasma central adaptor, torch side -Water	1

CODE	REPAIR KIT INCLUDED IN THE BOX		
PT0008		consumables kit	1
PT0009		stand off kit	1
PT0013		grease for plasma consumables	1

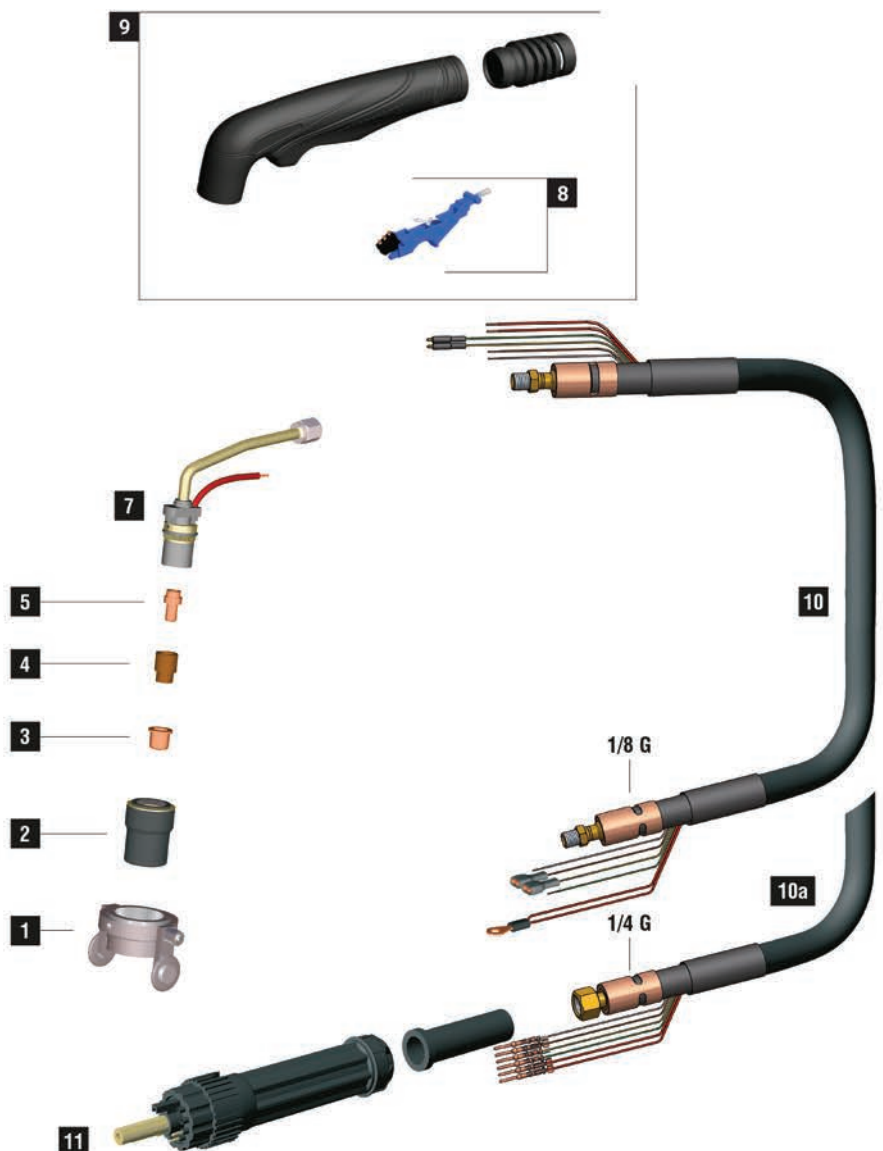
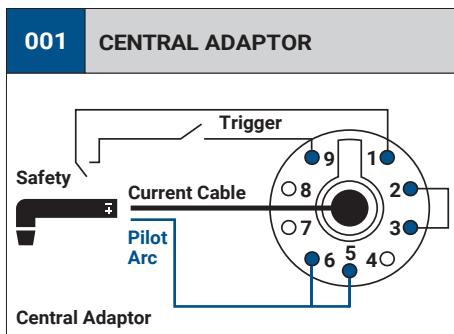
# EXPRES CUT CB50

CE EN60974-7



CODE	↔		
PAE006M-060-WA3	6 m	19.7'	1/8 GAS
PAE006M-001-WA3	6 m	19.7'	CENTRAL 001

TECHNICAL DATA		
HF	EXPRES CUT CB50	
1 m	0,6 kg	1,32 lb
PEAK	500	
	5 bar	
	165 l/min	
X 60%	50 A	
X 100%	40 A	
	10-15mm	13/32" - 19/32"



	CODE		DESCRIPTION	Ø		↔		CONTACT		DRAG		GOUGING	REF	
1	CV0037		stand off guide	24,3 mm		31 mm								1
2	PC0003		nozzle			35,6 mm							5710121	4
3	PD0014-10		50 A	1,0 mm	.040"	26,1 mm							1306	10
3	PD0015-10		50 A	1,0 mm	.040"	11,2 mm							1304	10
3	PD0015-12		60 A	1,2 mm	.047"	11,2 mm								10
3	PD0019-08		40 A	0,8 mm	.030"	11,6 mm								10
3	PD0019-10		50 A	1,0 mm	.040"	11,6 mm							20131	10
3	PD0019-12		60 A	1,2 mm	.047"	11,6 mm								10
3	PD0063-10		50 A	1,0 mm	.040"	26,8 mm								10
3	PD0063-11		60 A	1,1 mm	.043"	26,8 mm								10
3	PD0063-12		70 A	1,2 mm	.047"	26,8 mm								10
3	PD0085-98		50 A	0,98 mm	.038"	26,2 mm							1366	10
3	PD0088-06		20 A	0,65 mm	.025"	12,3 mm								10
3	PD0088-08		40 A	0,8 mm	.030"	12,3 mm								10
3	PD0088-10		50 A	1,0 mm	.040"	12,3 mm							1396	10
3	PD0088-11		60 A	1,1 mm	.043"	12,3 mm								10
3	PD0088-12		70 A	1,2 mm	.047"	12,3 mm							1308	10
4	PE0007		diffuser			15,6 mm							20101	2
5	PR0017		electrode			17,3 mm							20103	10
5	PR0065		electrode			32,5 mm							1518-HF	10

	CODE		DESCRIPTION	
7	EA0202		O-ring	10
7	PF0050		CB50 torch head	1
8	TP0310		trigger kit	1
9	TP0302		handle kit	1
9	BW0424		spring joint	1

	CODE		DESCRIPTION	
10	PH4007		coaxial cable - 6 m / 19.7' 1/8 G	1
10a	PH4001		coaxial cable - 6 m / 19.7' 1/4 G	1
11	BW0147		cable support	10
11	FY0014		plasma central adaptor - 5 pins	1
	EA0254		pin extractor for central adaptor	1
	PT0202		male spring pins kit (5 pcs)	1

STANDARD CONTACT SHORT CONTACT LONG DRAG SHORT DRAG LONG GOUGING


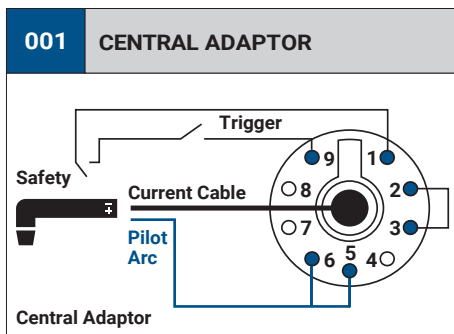
# EXPRES CUT CB70

CE EN60974-7



CODE	↔		
PAE106M-060-WA3	6 m	19.7'	1/8 GAS
PAE106M-001-WA3	6 m	19.7'	CENTRAL 001

TECHNICAL DATA		
HF	EXPRES CUT CB70	
1 m	0,6 kg	1,32 lb
V PEAK	500	
	5 bar	
	170 l/min	
X 60%	70 A	
X 100%	50 A	
	18-24mm	23/32" - 15/16"



	CODE		Ø		CONTACT		DRAG		GOUGING	REF	
1	CV0010				18,5 mm					743.0149 0618, 0408-2053	10
1	CV0073		24,2 mm		31 mm						1
1	CV1117				26 mm					1405	2
2	PC0032				31,5 mm					5710171	2
3	PD0063-10		50 A	1,0 mm .040"	26,8 mm						10
3	PD0063-11		60 A	1,1 mm .043"	26,8 mm						10
3	PD0063-12		70 A	1,2 mm .047"	26,8 mm						10
3	PD0085-98		50 A	0,98 mm .038"	26,2 mm					1366	10
3	PD0088-06		20 A	0,65 mm .025"	12,3 mm						10
3	PD0088-08		40 A	0,8 mm .030"	12,3 mm						10
3	PD0088-10		50 A	1,0 mm .040"	12,3 mm					1396	10
3	PD0088-11		60 A	1,1 mm .043"	12,3 mm						10
3	PD0088-12		70 A	1,2 mm .047"	12,3 mm						1308
4	PE0007				15,6 mm					20101	2
5	CV0081										1
5	PR0063				17,8 mm					1402	10
5	PR0064				34,8 mm					1403	10
6	FH0211				12 mm						1
6	FH0215				20,5 mm						1

	CODE		
7	EA0201		O-ring 10
7	PF0065		CB70 torch head 1
8	TP0310		trigger kit 1
9	TP0302		handle kit 1
9	BW0424		spring joint 1

	CODE		
10	PH4007		coaxial cable - 6 m / 19.7' 1/8 G 1
10a	PH4001		coaxial cable - 6 m / 19.7' 1/4 G 1
11	BW0147		cable support 10
11	FY0014		plasma central adaptor - 5 pins 1
	EA0254		pin extractor for central adaptor 1
	PT0202		male spring pins kit (5 pcs) 1

STANDARD



CONTACT SHORT



CONTACT LONG



DRAG SHORT



DRAG LONG



GOUGING


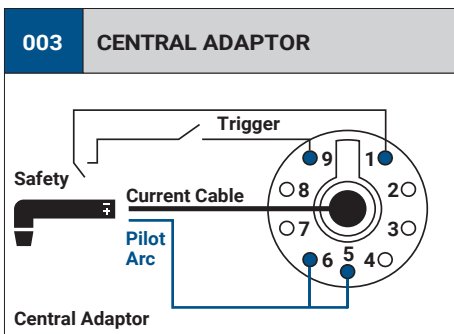
# EXPRES CUT CB150

CE EN60974-7



CODE	↔		
PAE306M-060-WA3	6 m	19.7'	 1/8 GAS
PAE306M-003-WA3	6 m	19.7'	 CENTRAL 001

TECHNICAL DATA		
HF	EXPRES CUT CB150	
1 m	0,8 kg	1,76 lb
V PEAK	500	
	5 bar	
	200 l/min	
X 60%	150 A	
X 100%	110 A	
	35-40mm	1"3/8 - 1"9/16



	CODE		Description	Ø	Length	CONTACT		DRAG		GOUGING	REF		
1	CV0008		stand off guide		32,5 mm		•				51957	10	
1	CV0009		stand off guide		38,6 mm				•			10	
1	CV0011		stand off guide		23 mm	•					1386	10	
1	CV0012		stand off guide		30 mm	•					1408	2	
1	CV0013		stand off guide		33 mm					•	1406	2	
1	CV0021		stand off guide	32,8 mm	40,6 mm	•						1	
1	CV0038		stand off guide		17 mm			•			51930	10	
2	PC0002		long life nozzle		52,1 mm	•				•	1389	2	
2	PC0034		long life nozzle		51,3 mm		•	•	•		60350	2	
3	PD0025-14		100 A	1,4 mm	.055"					•		10	
3	PD0025-16		130 A	1,6 mm	.063"					•		10	
3	PD0025-18		150 A	1,8 mm	.071"					•		10	
3	PD0026-11		60 A	1,1 mm	.043"		•					1371	10
3	PD0026-13		100 A	1,3 mm	.051"		•					1372	10
3	PD0026-16		130 A	1,6 mm	.063"		•					1373	10
3	PD0026-18		150 A	1,8 mm	.071"		•					1374	10
3	PD0026-24		gouging tip	2,4 mm	3/32"						•		10
3	PD0026-30		gouging tip	3,0 mm	1/8"						•		1375
3	PD0028-13		100 A	1,3 mm	.051"				•			10	
3	PD0028-16		130 A	1,6 mm	.063"				•			10	
3	PD0028-18		150 A	1,8 mm	.071"				•			10	
3	PD0030-11		60 A	1,1 mm	.043"		•					1369	10
4	PE0009		diffuser		7,9 mm	•	•	•	•	•	1377	2	
5	PR0034		electrode		22 mm	7/8"	•		•	•	1376	10	
5	PR0045		electrode		43 mm		•				1517	10	
5	PR0245		electrode		43 mm				•		1517	10	
6	FH0213		air tube		29,5 mm	•	•	•	•	•		1	

	CODE		Description	
7	EA0131		O-ring Ø 19x2 mm	10
7	PF0080		CB150 torch head	1
8	TP0310		trigger kit	1
9	TP0303		handle kit	1
9	BW0424		spring joint	1

	CODE		Description	
10	PH4017		coaxial cable - 6 m / 19.7' 1/8 G	1
10a	PH4014		coaxial cable - 6 m / 19.7' 1/4 G	1
11	BW0147		cable support	10
11	FY0023		plasma central adaptor - 5 pins	1
	EA0254		pin extractor for central adaptor	1
	PT0202		male spring pins kit (5 pcs)	1

STANDARD CONTACT SHORT CONTACT LONG DRAG SHORT DRAG LONG GOUGING

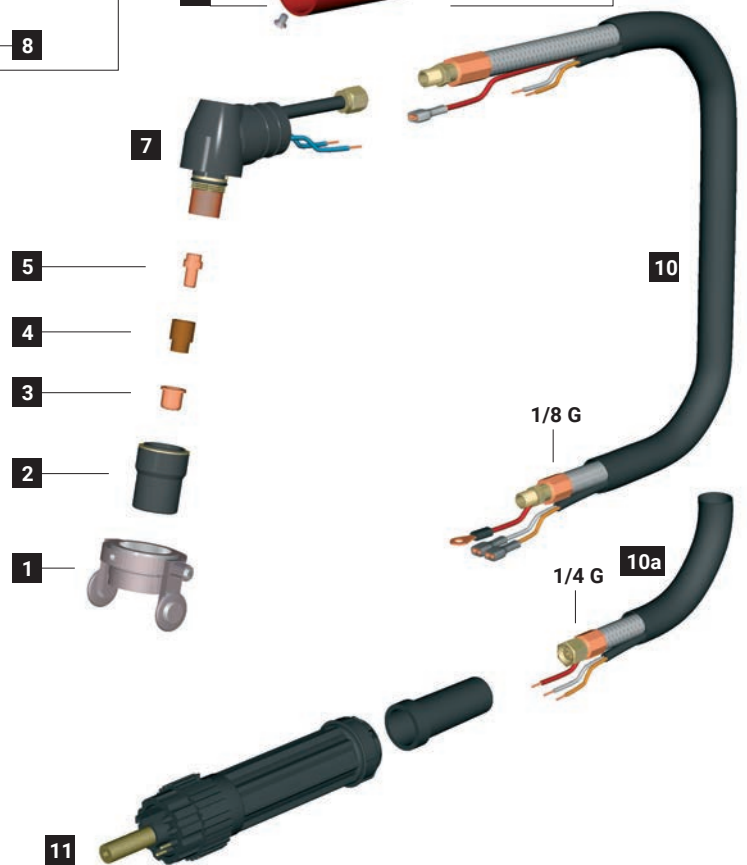
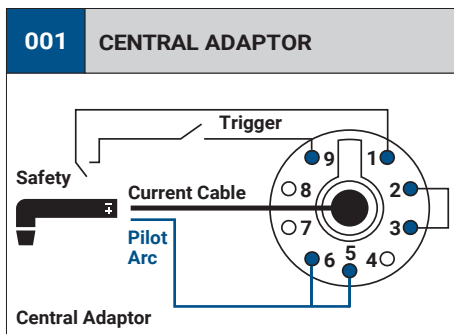
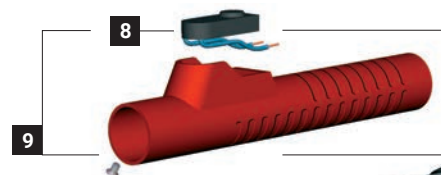

# PLASMA CB50

CE EN60974-7



CODE	↔		
PA1240	6 m	19.7'	1/8 GAS
PA1242	6 m	19.7'	CENTRAL 001

TECHNICAL DATA		
	PLASMA CB 50	
	0,6 kg	1.32 lb
	500	
	5 bar	
	165 l/min	
	50A	
	40A	
	10-15 mm	13/32"-19/32"





	CODE		Description	Ø		↔		CONTACT		DRAG		GOUGING	REF		
1	CV0037		stand off guide	24,3 mm		31 mm									1
2	PC0003		nozzle			35,6 mm							5710121		4
3	PD0014-10		50 A	1,0 mm	.040"	26,1 mm							1306		10
3	PD0015-10		50 A	1,0 mm	.040"	11,2 mm							1304		10
3	PD0015-12		60 A	1,2 mm	.047"	11,2 mm									10
3	PD0019-08		40 A	0,8 mm	.030"	11,6 mm									10
3	PD0019-10		50 A	1,0 mm	.040"	11,6 mm							20131		10
3	PD0019-12		60 A	1,2 mm	.047"	11,6 mm									10
3	PD0063-10		50 A	1,0 mm	.040"	26,8 mm									10
3	PD0063-11		60 A	1,1 mm	.043"	26,8 mm									10
3	PD0063-12		70 A	1,2 mm	.047"	26,8 mm									10
3	PD0085-98		50 A	0,98 mm	.038"	26,2 mm							1366		10
3	PD0088-06		20 A	0,65 mm	.025"	12,3 mm									10
3	PD0088-08		40 A	0,8 mm	.030"	12,3 mm									10
3	PD0088-10		50 A	1,0 mm	.040"	12,3 mm							1396		10
3	PD0088-11		60 A	1,1 mm	.043"	12,3 mm									10
3	PD0088-12		70 A	1,2 mm	.047"	12,3 mm							1308		10
4	PE0007		diffuser			15,6 mm							20101		2
5	PR0017		electrode			17,3 mm							20103		10
5	PR0065		electrode			32,5 mm							1518-HF		10

	CODE		Description	
7	EA0202		O-ring	10
7	PF0033		Plasma CB 50 torch head	1
8	BX0020		trigger	10
8	BX0070		trigger for TP0088	10
9	TP0076		handle kit	1
9	TP0088		handle kit	1

	CODE		Description	
10	PH0160		power cable - 6 m / 19.7' - 1/8 G	1
10	PH0172		cable assembly - 6 m / 19.7' - 1/8 G	1
10a	PH0207		power cable - 6 m / 19.7' - 1/4 G	1
10a	PH0170		cable assembly - 6 m / 19.7' - 1/4 G	1
11	CY0002		cable support	1
11	FY0014		plasma central adaptor - 7 pins (CB)	1

STANDARD CONTACT SHORT CONTACT LONG DRAG SHORT DRAG LONG GOUGING

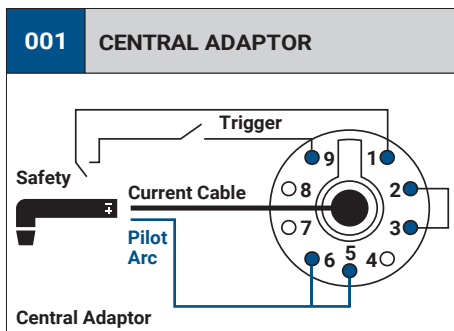
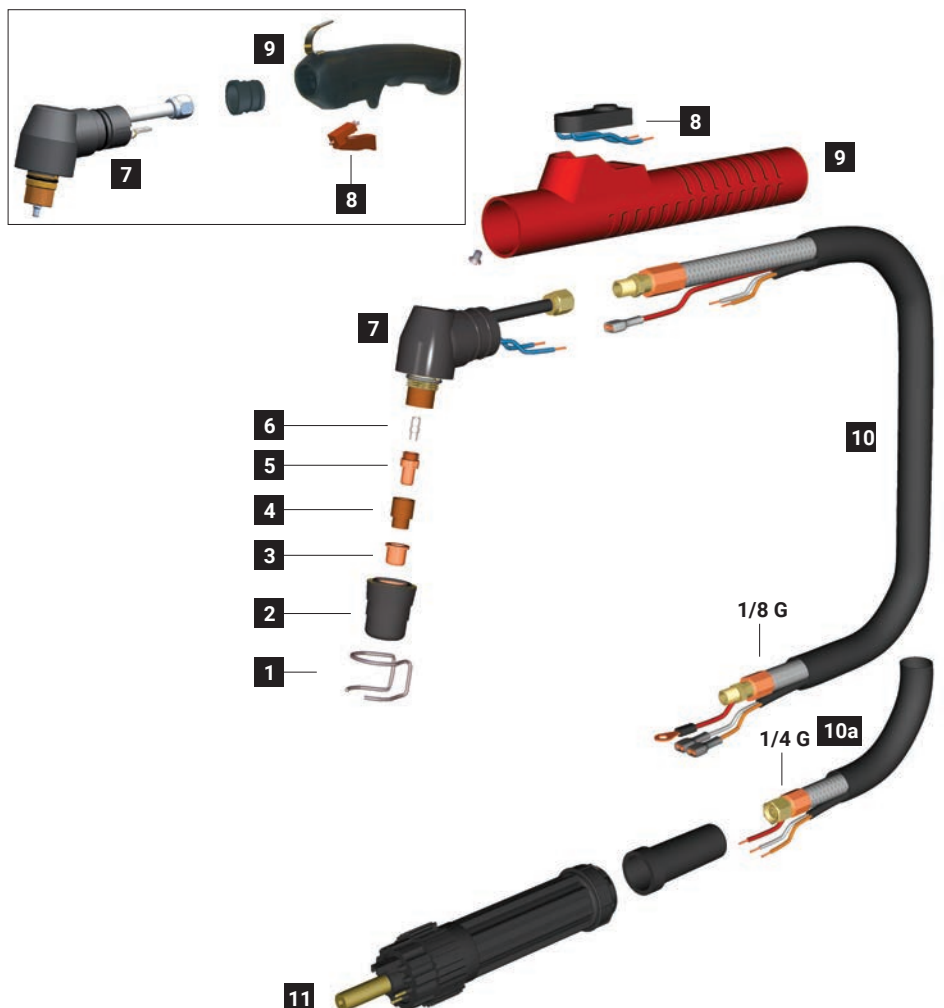
# PLASMA CB70

CE EN60974-7



CODE	↔		
PA1270	6 m	19.7'	1/8 GAS
PA1272	6 m	19.7'	CENTRAL 001

TECHNICAL DATA		
HF	PLASMA CB 70	
1 m	0,6 kg	1.32 lb
PEAK	500	
	5 bar	
	170 l/min	
X 60%	70A	
X 100%	50A	
	18-24 mm	23/32"-15/16"



	CODE		Description	Ø	↔	CONTACT		DRAG		GOUGING	REF	
1	CV0010		stand off guide		18,5 mm						743.0149 0618, 0408-2053	10
1	CV0073		stand off guide	24,2 mm	31 mm							1
1	CV1117		stand off guide		26 mm						1405	2
2	PC0032		nozzle		31,5 mm						5710171	2
3	PD0063-10		50 A	1,0 mm	.040"	26,8 mm						10
3	PD0063-11		60 A	1,1 mm	.043"	26,8 mm						10
3	PD0063-12		70 A	1,2 mm	.047"	26,8 mm						10
3	PD0085-98		50 A	0,98 mm	.038"	26,2 mm					1366	10
3	PD0088-06		20 A	0,65 mm	.025"	12,3 mm						10
3	PD0088-08		40 A	0,8 mm	.030"	12,3 mm						10
3	PD0088-10		50 A	1,0 mm	.040"	12,3 mm					1396	10
3	PD0088-11		60 A	1,1 mm	.043"	12,3 mm						10
3	PD0088-12		70 A	1,2 mm	.047"	12,3 mm					1308	10
4	PE0007		diffuser		15,6 mm						20101	2
5	CV0081		tool for wear parts									1
5	PR0063		electrode		17,8 mm						1402	10
5	PR0064		electrode		34,8 mm						1403	10
6	FH0211		air tube		12 mm							1
6	FH0215		long air tube		20,5 mm							1

	CODE		Description	
7	EA0221		O-ring Ø 14x1,78 mm	10
7	PF0030		Plasma CB 70 torch head (for TP0088)	1
7	PF1020		Plasma CB 70 torch head (for TP0076)	1
8	BX0020		trigger	10
8	BX0070		trigger for TP0088	10
9	BW0342		Ø 24 - Ø 28	1
9	TP0076		handle kit	1

	CODE		Description	
9	TP0088		handle kit	1
10	PH0160		power cable - 6 m / 19.7' - 1/8 G	1
10	PH0172		cable assembly - 6 m / 19.7' - 1/8 G	1
10a	PH0207		power cable - 6 m / 19.7' - 1/4 G	1
10a	PH0170		cable assembly - 6 m / 19.7' - 1/4 G	1
11	CY0002		cable support	1
11	FY0014		plasma central adaptor - 7 pins (CB)	1

STANDARD



CONTACT SHORT



CONTACT LONG



DRAG SHORT



DRAG LONG



GOUGING

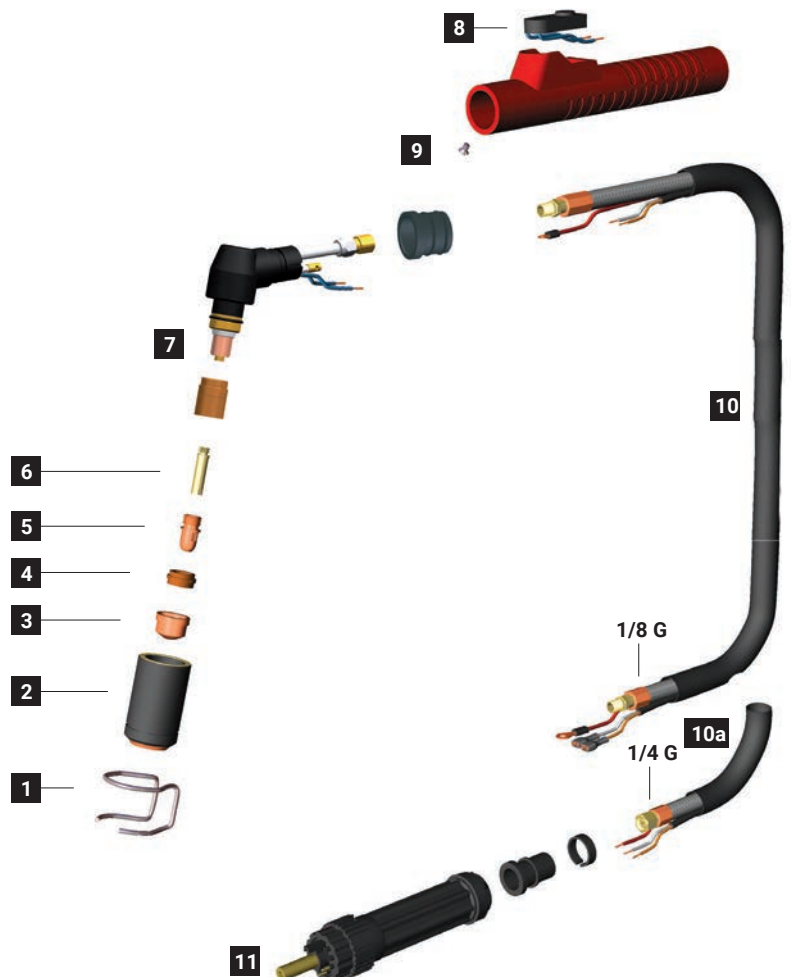
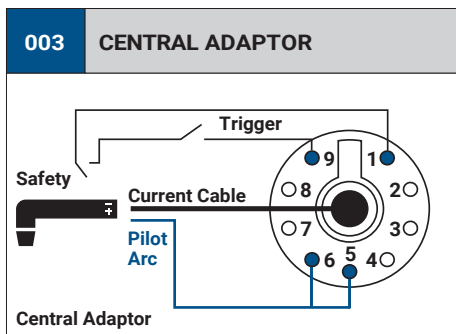
# PLASMA CB150 REMOVABLE INSULATOR

CE EN60974-7



CODE	↔		
PA1392	6 m	19.7'	1/8 GAS
PA1393	6 m	19.7'	CENTRAL 003

TECHNICAL DATA		
HF	PLASMA CB 150	
1 m	0,8 kg	1.76 lb
V PEAK	500	
	5 bar	
	200 l/min	
X 60%	150A	
X 100%	110A	
	35-40 mm	1"3/8-1"9/16



	CODE		Description	Ø	Length	CONTACT		DRAG		GOUGING	REF		
1	CV0008		stand off guide		32,5 mm		•				51957	10	
1	CV0009		stand off guide		38,6 mm				•			10	
1	CV0011		stand off guide		23 mm	•					1386	10	
1	CV0012		stand off guide		30 mm	•					1408	2	
1	CV0013		stand off guide		33 mm					•	1406	2	
1	CV0021		stand off guide	32,8 mm	40,6 mm	•						1	
1	CV0038		stand off guide		17 mm			•			51930	10	
2	PC0002		long life nozzle		52,1 mm	•				•	1389	2	
2	PC0034		long life nozzle		51,3 mm		•	•	•		60350	2	
3	PD0025-14		100 A	1,4 mm	.055"				•			10	
3	PD0025-16		130 A	1,6 mm	.063"				•			10	
3	PD0025-18		150 A	1,8 mm	.071"				•			10	
3	PD0026-11		60 A	1,1 mm	.043"							1371	10
3	PD0026-13		100 A	1,3 mm	.051"		•					1372	10
3	PD0026-16		130 A	1,6 mm	.063"		•					1373	10
3	PD0026-18		150 A	1,8 mm	.071"		•					1374	10
3	PD0026-24		gouging tip	2,4 mm	3/32"						•		10
3	PD0026-30	gouging tip	3,0 mm	1/8"						•		1375	10
3	PD0028-13		100 A	1,3 mm	.051"				•			10	
3	PD0028-16		130 A	1,6 mm	.063"				•			10	
3	PD0028-18		150 A	1,8 mm	.071"				•			10	
3	PD0030-11		60 A	1,1 mm	.043"		•					1369	10
4	PE0009		diffuser		7,9 mm	•	•	•	•	•	1377	2	
5	PR0034		electrode		22 mm	7/8"	•		•	•	1376	10	
5	PR0045		electrode		43 mm		•				1517	10	
5	PR0245		electrode		43 mm				•		1517	10	
6	FH0213		air tube		29,5 mm	•	•	•	•	•		1	

	CODE		Description	
7	EA0131		O-ring Ø 19x2 mm	10
7	FH0847		Insulator L=26,5mm	2
7	PF0090		Plasma CB 150 RI torch head	1
8	BX0070		trigger for TP0088	10
9	BW0342		Ø 24 - Ø 28	1
9	TP0088		handle kit	1
10	PH0162		power cable - 6 m / 19.7' - 1/8 G	1

	CODE		Description	
10	PH0264		cable assembly - 6 m / 19.7' - 1/8 G	1
10a	PH0107		power cable - 6 m / 19.7' - 1/4 G	1
10a	PH0171		cable assembly - 6 m / 19.7' - 1/4 G	1
11	CY0035		cable support	10
11	CY0036		ring	10
11	FY0023		plasma central adaptor - 5 pins	1

STANDARD



CONTACT SHORT



CONTACT LONG



DRAG SHORT



DRAG LONG



GOUGING


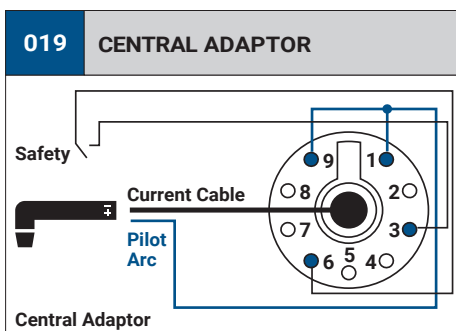
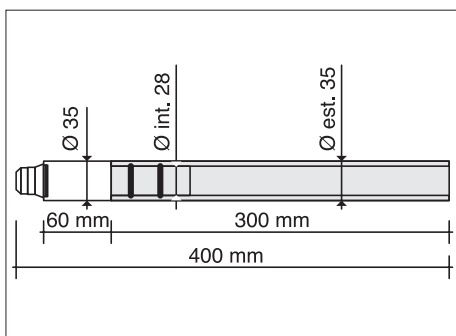
# AUTOCUT S65P

CE EN60974-7



CODE	↔		
PA2211	6 m	19.7'	 1/4 GAS
PA2210	6 m	19.7'	 CENTRAL 019

TECHNICAL DATA		
NO HF	AUTOCUT S 65P	
1 m	0,4 kg	0,88 lb
V PEAK	500	
	4 bar	
	100 l/min	
X 60%	60A	
	16-20 mm	5/8" - 25/32"



	CODE		Description	Ø		↔		CONTACT		REF	
2	PC0098		nozzle			29 mm					2
3	PD0098-08		40 A	0,8 mm	.030"	17,7 mm					10
3	PD0098-10		60 A	1,0 mm	.040"	17,7 mm					10
4	PE0106		Swirl ring			4,6 mm				60028	2
5	PR0098		electrode			24,8 mm					10

	CODE		Description	
7	EA0330		o-ring	10
7	PF0131		Autocut S 65P torch head	1
7	PT0030		repair kit	1
9	TP0061		black metal handle	1

	CODE		Description	
10	PH0318		cable assembly - 6 m / 19.7' - 1/4 G	1
10	PH1292		power cable - 6 m / 19.7' - 1/4 G	1
11	BW0073		cable support	10
11	FY0023		plasma central adaptor - 5 pins	1

STANDARD CONTACT SHORT CONTACT LONG

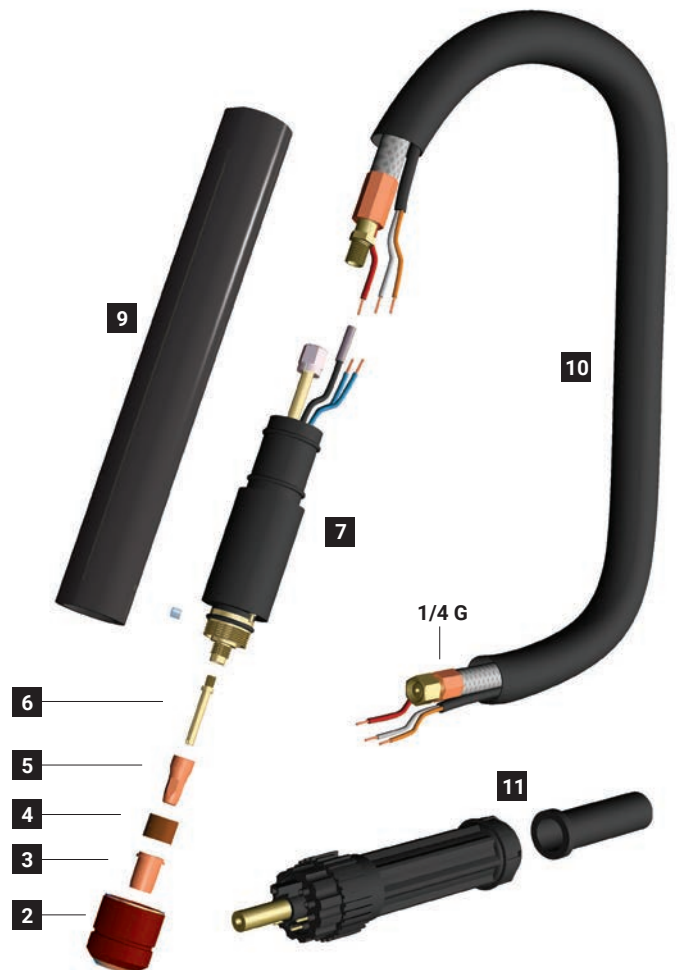
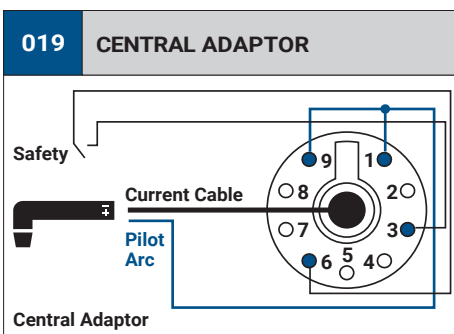
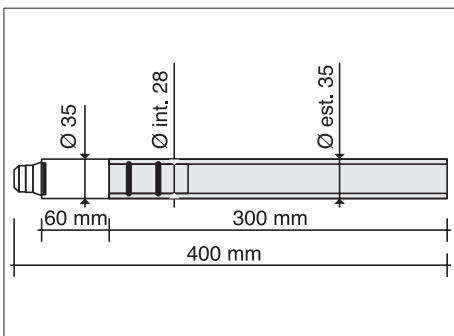
# AUTOCUT S105P

CE EN60974-7



CODE	↔		
PA1684	6 m	19.7'	 1/4 GAS
PA1682	6 m	19.7'	 CENTRAL 019

TECHNICAL DATA		
NO HF	AUTOCUT S 105P	
1 m	0,9 kg	1.98 lb
V PEAK	500	
	4 bar	
	180 l/min	
X 60%	100A	
X 100%	70A	
	25-30 mm	1"-1"3/16





	CODE		long life nozzle	Ø		↔		CONTACT		REF	
2	PC0118		long life nozzle			39,5 mm					4
3	PD0119-10		50 A	1,0 mm	.040"	18,7 mm				-	10
3	PD0119-12		70 A	1,2 mm	.047"	18,7 mm				-	10
3	PD0119-14		100 A	1,4 mm	.055"	18,7 mm				-	10
4	PE0112		diffuser			11,5 mm				-	2
5	CV0080		tool for wear parts								1
5	PR0117		electrode			23,7 mm					10
6	FH0647		air tube			36 mm					10

	CODE		O-ring Ø 18x1 mm	
7	EA0223		O-ring Ø 18x1 mm	10
7	PF0137		Autocut S 105P torch head	1
7	PT0030		repair kit	1
9	TP0061		black metal handle	1

	CODE		cable assembly - 6 m / 19.7' - 1/4 G	
10	PH0132		cable assembly - 6 m / 19.7' - 1/4 G	1
10	PH0207		power cable - 6 m / 19.7' - 1/4 G	1
11	CY0002		cable support	1
11	FY0023		plasma central adaptor - 5 pins	1

STANDARD CONTACT SHORT CONTACT LONG

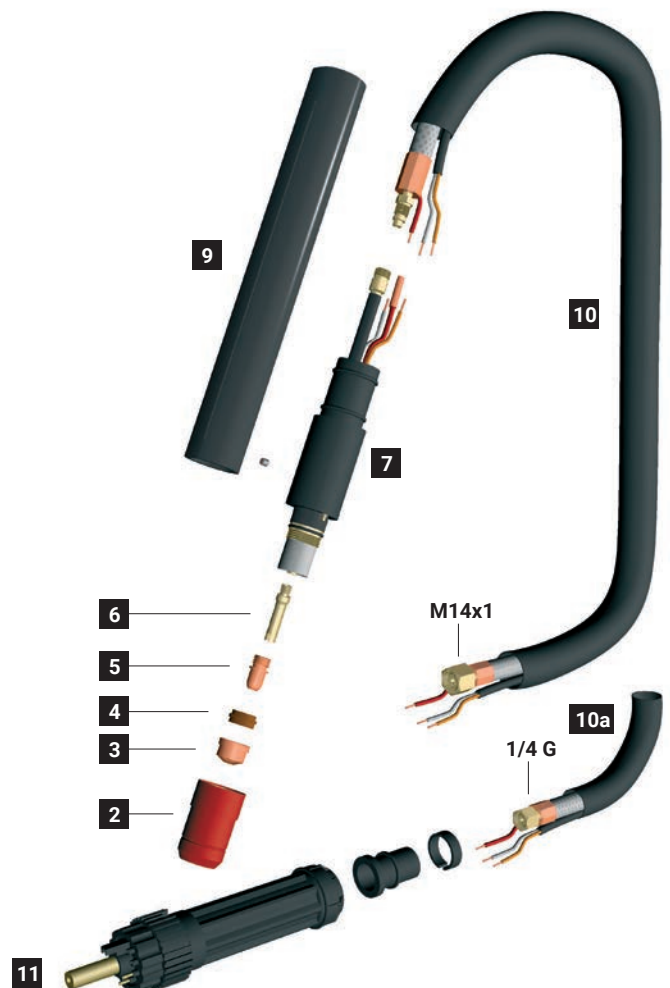
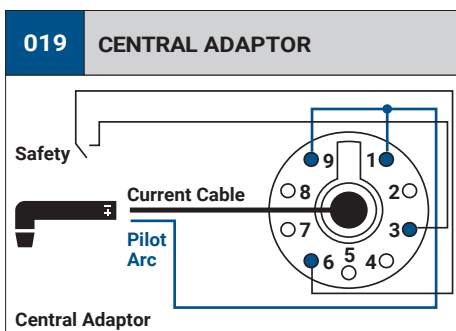
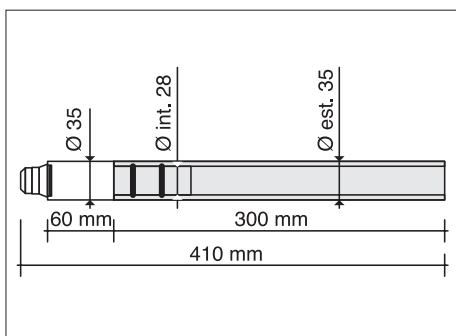
# AUTOCUT A141P

CE EN60974-7



CODE	↔		
PA0103	6 m	19.7'	 M14x1
PA0145	6 m	19.7'	 CENTRAL 019

TECHNICAL DATA		
HF	AUTOCUT A 141P	
1 m	0,8 kg	1.76 lb
V PEAK	500	
	5 bar	
	180 l/min	
X 60%	140A	
X 100%	100A	
	35-40 mm	1"3/8-1"9/16



	CODE		long life nozzle	Ø		↔		CONTACT		REF	
2	PC0102		long life nozzle			52,1 mm					2
3	PD0101-08		30 A	0,8 mm	.030"	13,7 mm				-	10
3	PD0101-11		60 A	1,1 mm	.043"	13,7 mm				-	10
3	PD0101-14		100 A	1,4 mm	.055"	13,7 mm				-	10
3	PD0101-17		130 A	1,7 mm	.066"	13,7 mm				-	10
3	PD0101-19		140 A	1,9 mm	.075"	13,7 mm				-	10
3	PD0101-30		gouging tip	3,0 mm	1/8"	13,7 mm				-	10
4	PE0101			diffuser			7,8 mm				-
5	PR0101		electrode			22 mm	7/8"				10
6	FH0563		air tube			29 mm					1

	CODE		O-ring Ø 19x2 mm	
7	EA0131		O-ring Ø 19x2 mm	10
7	PF0102		Autocut A 141P torch head	1
7	PT0030		repair kit	1
9	TP0061		black metal handle	1
10	PH0148		cable assembly - 6 m / 19.7' - M14X1	1

	CODE		cable assembly - 6 m / 19.7' - 1/4 G	
10a	PH0149		cable assembly - 6 m / 19.7' - 1/4 G	1
11	CY0035		cable support	10
11	CY0036		ring	10
11	FY0023		plasma central adaptor - 5 pins	1

STANDARD

CONTACT SHORT

CONTACT LONG

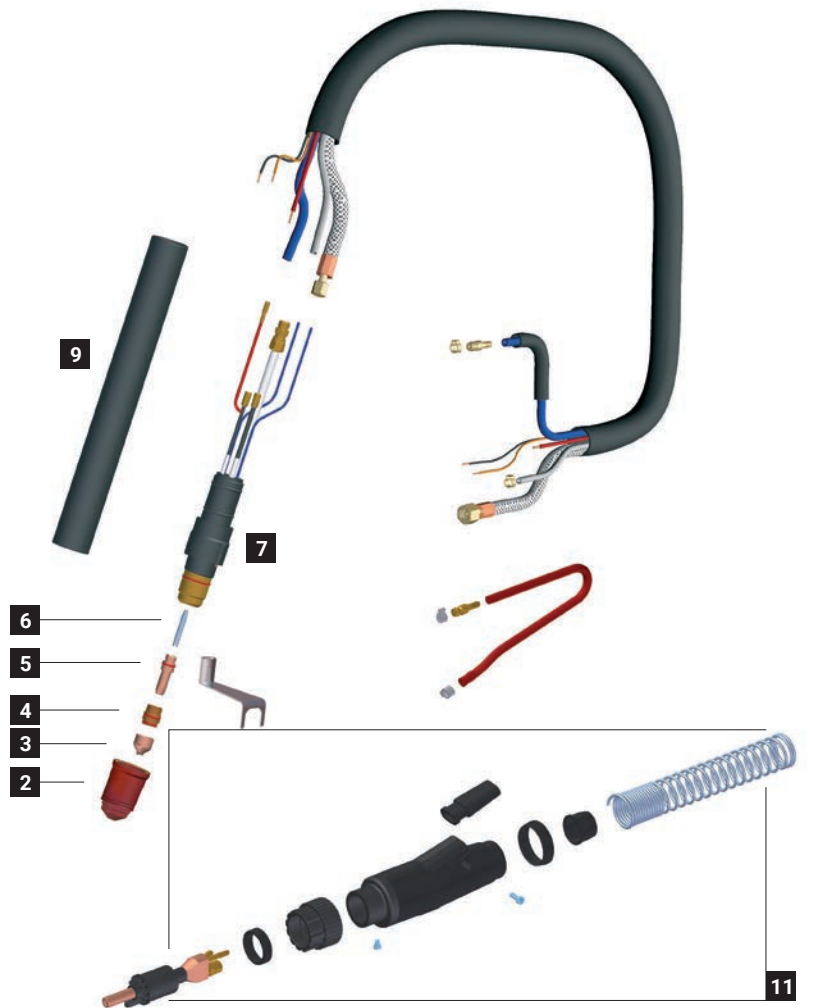
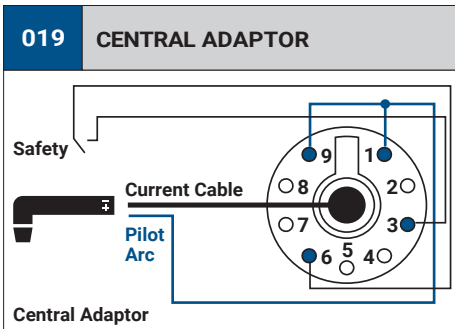
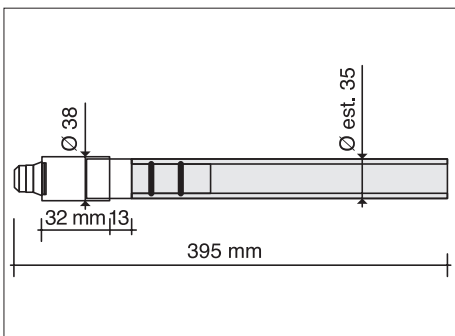
# AUTOCUT AW201P

CE EN60974-7



CODE	↔		
PB0006	6 m	19.7'	CENTRAL 019

TECHNICAL DATA		
HF	AUTOCUT AW 201P	
1 m	1,2 kg	2,65 lb
V PEAK	500	
	4 bar	
	50 l/min	
	2-4 bar	
	1.45 l/min	
X 100%	200A	
	40-50 mm	1"9/16-2"



	CODE			Ø		↔		CONTACT		REF	
2	PC0125		long life nozzle (CV0078 included)			53 mm					2
3	PD0115-10		60 A	1,0 mm	.040"	18,5 mm					10
3	PD0115-12		70 A	1,2 mm	.047"	18,5 mm					10
3	PD0115-14		100 A	1,4 mm	.055"	18,5 mm					10
3	PD0115-16		130 A	1,6 mm	.063"	18,5 mm					10
3	PD0115-18		150 A	1,8 mm	.071"	18,5 mm					10
3	PD0115-20		200 A	2,0 mm	5/64"	18,5 mm					10
3	PD0115-30		gouging tip	3,0 mm	1/8"	18,5 mm					10
4	PE0114			diffuser			17,9 mm				
5	CV0080		tool for wear parts								1
5	PR0118		electrode			31,2 mm					10
6	FH0866		air tube			34,5					1

	CODE			
7	EA0203		O-ring Ø 22x2 mm	10
7	PG0006		Autocut AW 201P torch head	1
9	TP0061		black metal handle	1
11	PT0024		Plasma central adaptor, torch side -Water	1

CODE	REPAIR KIT INCLUDED IN THE BOX		
PT0008		consumables kit	1
PT0013		grease for plasma consumables	1

STANDARD

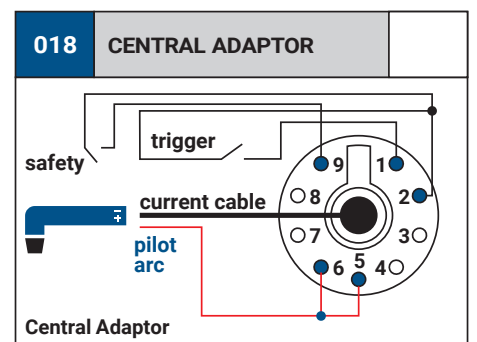
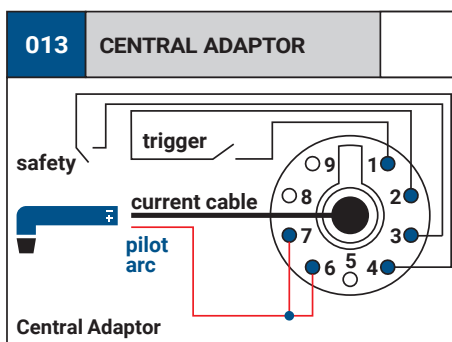
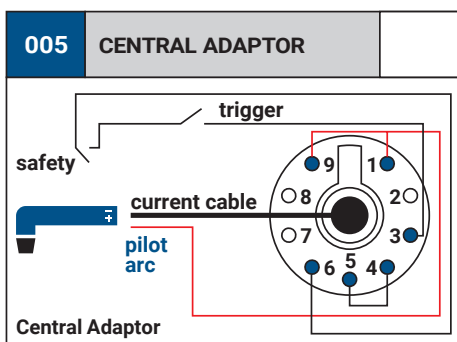
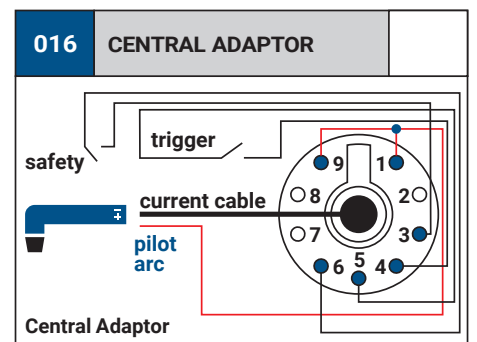
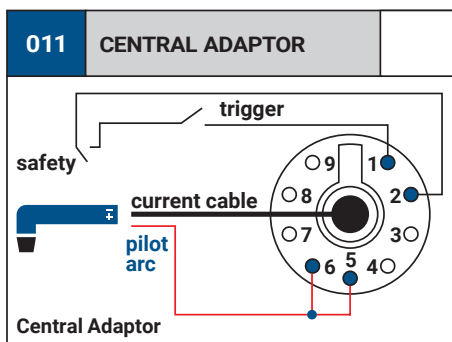
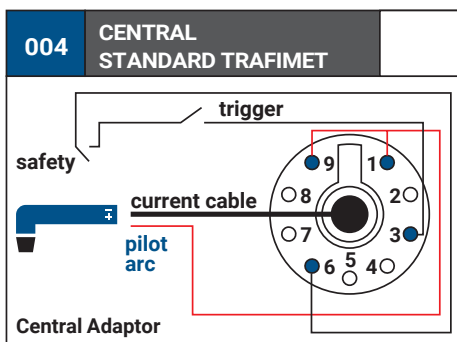
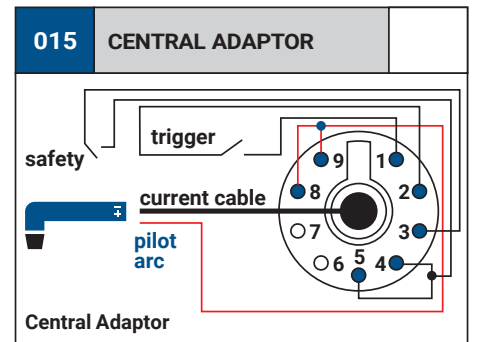
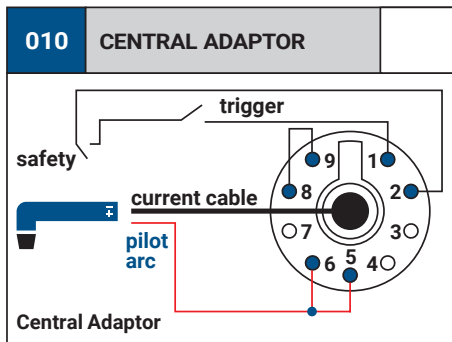
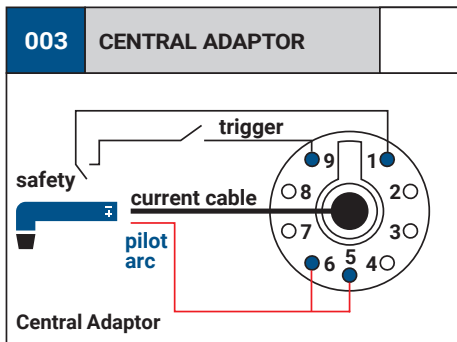
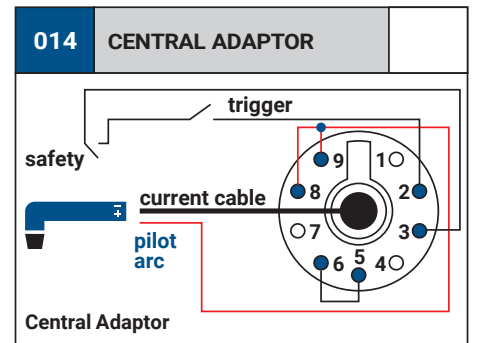
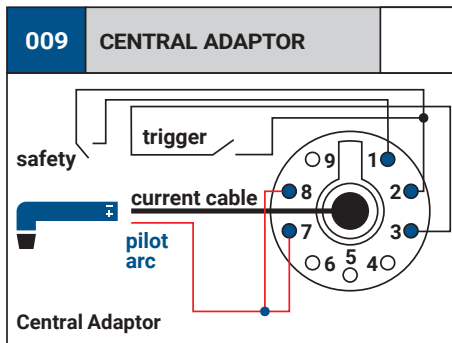
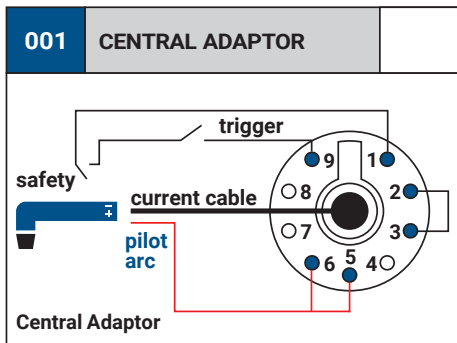
CONTACT SHORT

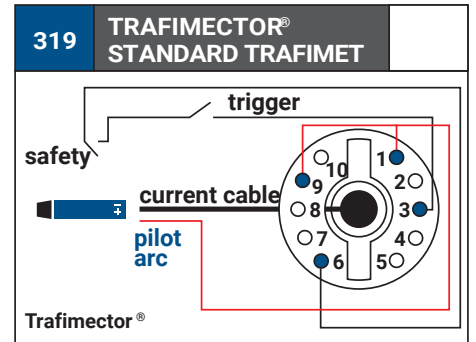
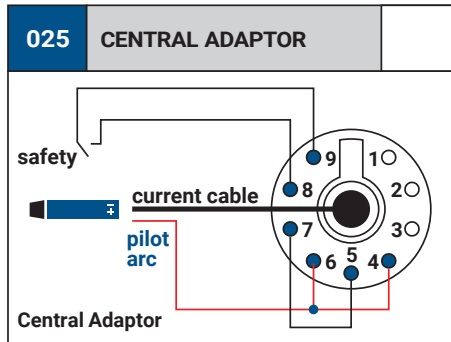
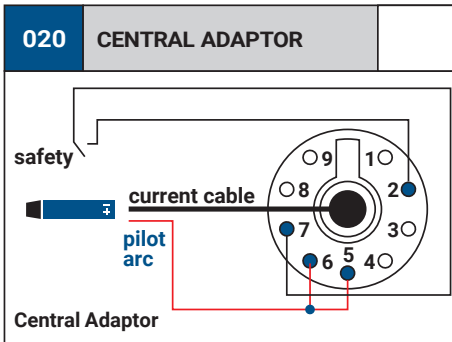
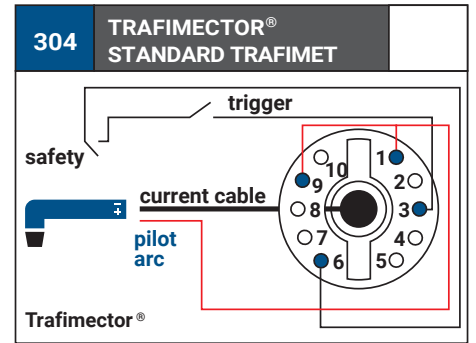
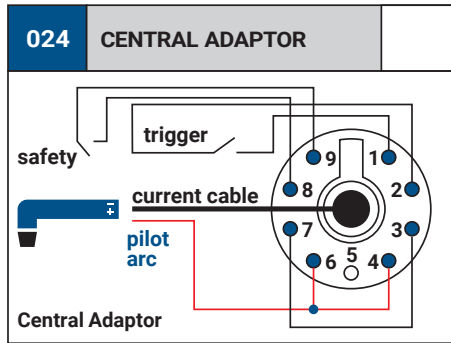
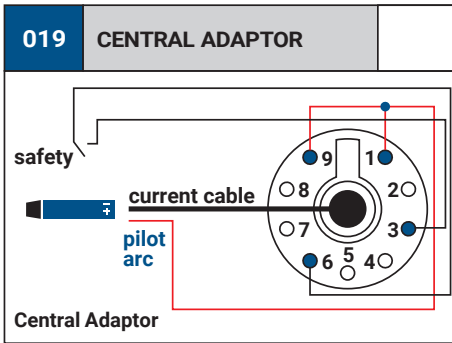
CONTACT LONG

# PLASMA CONNECTIONS

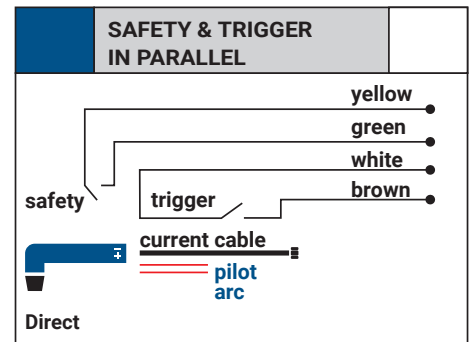
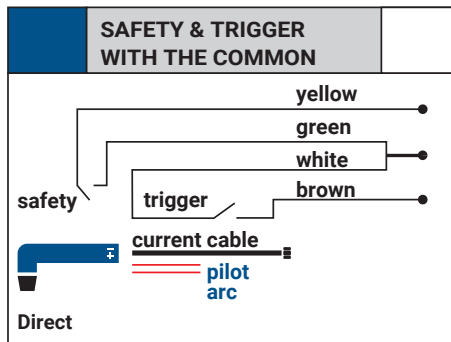
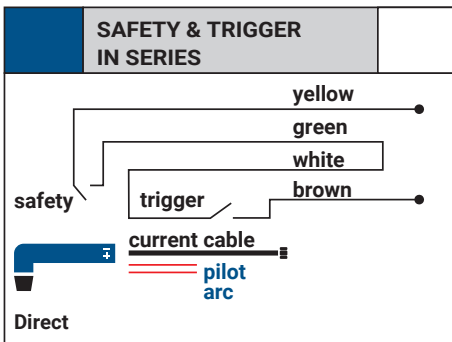


## CENTRAL ADAPTOR CONNECTIONS





**DIRECT CONNECTIONS**



# CENTRAL ADAPTORS



## TORCH SIDE

CODE		
FY0023		plasma central adaptor - 5 pins 1
FY0014		plasma central adaptor - 7 pins (CB) 1
FY0043		plasma central adaptor - 5 pins 1
PT0024		plasma central adaptor torch side - water 1
FY0018		plasma/tig central connector body torch side - air 1
FY0041		plasma central connector body torch side - water 1
BX0046		male spring pin L=5mm 10
BX0044		male spring pin L=8mm 10
BX0047		female spring pin 10

**Air cooled - FY0023**

8 BX0046 No.3  
5 BX0044 No.2  
BX0047 No.5

BW0174  
FY0018  
1/4 G  
BW0195

---

**Water cooled - PT0024**

8 BX0046 No.3  
5 BX0044 No.2  
BX0047 No.5

---

BX0047 No.5  
8 BX0046 No.3  
5 BX0044 No.2

## MACHINE SIDE

CODE		
FY0022		plasma/tig central adaptor machine side - 6 pins - Air & Water 1
EA0254		pin extractor for central adaptor 1
CV0053		safety key 1
PT0203		female spring pins kit (5 pcs) 1


**Air / Water cooled FY0022**

0  
Tool - CV0053

**Plasma extractor - EA0254**

## NEW SPRING PINS SYSTEM

CODE		
EA0254		pin extractor for central adaptor 1
PT0202		male spring pins kit (5 pcs) 1





# TRAFIMECTOR®



## TORCH SIDE

CODE		TRAFIMECTOR® central adaptor - torch side	1
FY0090			

## MACHINE SIDE

CODE		TRAFIMECTOR® plasma central adaptor - machine side	1
FY0080			

## TRAFIMECTOR TORCH SIDE SPRING PINS SYSTEM

CODE		pin extractor for central adaptor	1
EA0254			
PT0203		female spring pins kit (5 pcs)	1

## TRAFIMECTOR MACHINE SIDE SPRING PINS SYSTEM

CODE		pin extractor for central adaptor	1
EA0254			
PT0202		male spring pins kit (5 pcs)	1

The TRAFIMECTOR® connection is carried out in full safety conditions of the operator. TRAFIMECTOR® is easy to use, plug in & out with one hand.


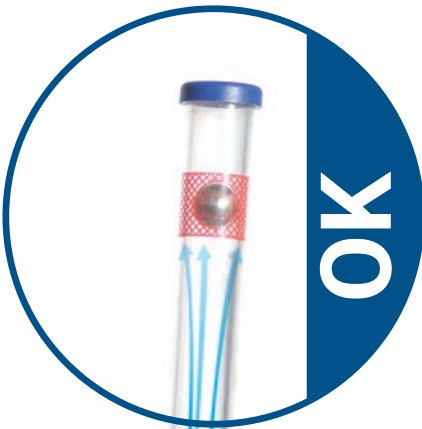
### PLUG IN



### PLUG OUT



# FLOW METERS





TEST THE AIR FLOW OF YOUR TORCH BEFORE USE


CODE	TIP HOLE		
CV0085	Ø 0,8 mm	S 65/45/25	1
CV0086	Ø 1,2 mm	CB 70	1
CV0087	Ø 1,2 mm	A 81	1
CV0088	Ø 1,4 mm	A 101	1
	Ø 1,0 mm	S 75	1
	Ø 1,2 mm	S 105	1
	Ø 1,5 mm	S 125	1
CV0089	Ø 1,7 mm	A 141	1

CODE	TIP HOLE		
CV0090	Ø 1,7 mm	A 151	1
CV0091	Ø 1,8 mm	AW 201	1
CV0092	Ø 1,0 mm	CB 50	1
CV0094	Ø 1,6 mm	CB 150	1
CV0096	Ø 0,8 mm	S 35K	1

# CIRCLE CUTTING GUIDE KITS



CODE		
CV0022	S 105	1
	S 125	1
	A 101	1
	A 141	1
	A 151	1
	AW 201	1
	CB 150	1
CV0025	S 25K	1
	S 35K	1
	S 25	1
	S 45	1
	S 65	1
CV0036	CB 50	1
CV0052	S 75	1
	A 81	1
CV0074	CB 70	1
CV0397	PLUSCUT 85	1
	PLUSCUT 105	1



With Spike Minimum radius 40 mm



With Magnet Minimum radius 50 mm



Maximum radius 670 mm



# ERGOPLUS



## **ERGOPLUS** [en]


The highly renowned ERGOPLUS MIG gun has been updated to a new standard. In addition to the new ergonomic design, significant improvements have been made to the welding performance of the ERGOPLUS MIG gun.

The handle of the new ERGOPLUS is made of two components, rubber and plastic. Rubber textures are located on the top and the underside of the handle surface areas, where the human hand needs to hold the handle naturally and precisely.

One of the key features in the ergonomic design of the ERGOPLUS is the detachable pistol grip handle.

The ERGOPLUS has been fitted with a sealed microswitch trigger.

visit [trafimet.com](https://www.trafimet.com)  
for more details about the products.



# MIG welding torches

## **ERGOPLUS** [it]

La rivoluzionata torcia MIG ERGOPLUS è stata rinnovata ad un nuovo standard. Oltre al nuovo design ergonomico, sono stati apportati importanti miglioramenti alle prestazioni di saldatura della torcia MIG ERGOPLUS.

L'impugnatura della nuova torcia ERGOPLUS è composta da due componenti (gomma e plastica). Le parti in gomma si trovano sulla parte superiore e inferiore, dove la mano del saldatore esegue la presa in modo naturale e preciso. Una delle caratteristiche chiave del design ergonomico della torcia ERGOPLUS è l'impugnatura a pistola rimovibile.

La torcia ERGOPLUS è dotata di un pulsante a microinterruttore sigillato.

## **ERGOPLUS** [de]

Wir haben unseren renommierten ERGOPLUS MIG-Brenner komplett optimiert und erneuert. Neben dem neuen ergonomischen Design wurde auch die Schweißleistung des ERGOPLUS MIG-Brenners erheblich verbessert.

Der Griff des neuen ERGOPLUS besteht aus zwei Komponenten, Gummi und Kunststoff. Die Gummiteuren befinden sich auf der Ober- und Unterseite der Griffoberfläche, wo die Hand den Griff natürlich und präzise halten muss.

Eines der wichtigsten Merkmale des ergonomischen Designs des ERGOPLUS ist der abnehmbare Pistolengriff. Der ERGOPLUS Brenntaster ist mit einem geschützten Mikroschalter ausgestattet.

## **ERGOPLUS** [fr]

Hautement renommée, la torche de soudage MIG ERGOPLUS a bénéficié d'une actualisation avec une nouvelle norme. Outre la nouvelle conception ergonomique, des améliorations significatives ont été apportées aux performances de soudage de la torche MIG ERGOPLUS.

La poignée de la nouvelle torche ERGOPLUS est composée de deux éléments en caoutchouc et en plastique. Des textures en caoutchouc sont situées sur la partie supérieure et inférieure des surfaces de la poignée, aux endroits où la main humaine doit tenir la poignée naturellement et avec précision. L'une des principales caractéristiques de la conception ergonomique de l'ERGOPLUS est la poignée de torche amovible.

## **ERGOPLUS** [tr]

Kaynak ürünleri pazarında son derece ünlü ERGOPLUS MIG torçları yeni bir standardı karşılayacak şekilde yenilendi. Yeni ergonomik tasarıma ek olarak, ERGOPLUS MIG torçlarının kaynak performansında da önemli iyileştirmeler yapıldı.

Yeni ERGOPLUS kabza, kauçuk ve plastik olmak üzere iki bileşenden oluşur. Kabza üzerindeki kauçuk dokular, operatörün kabzayı doğal ve hassas bir şekilde tutabilmesine olanak sağlayacak şekilde kabzanın üst ve alt yüzey alanlarında bulunur. ERGOPLUS'ın ergonomik tasarımındaki en önemli özelliklerden biri, çıkarılabilir pistol kabzadır. ERGOPLUS, izolasyonlu bir mikro-switch tetik ile donatılmıştır.

# ERGOPLUS 15

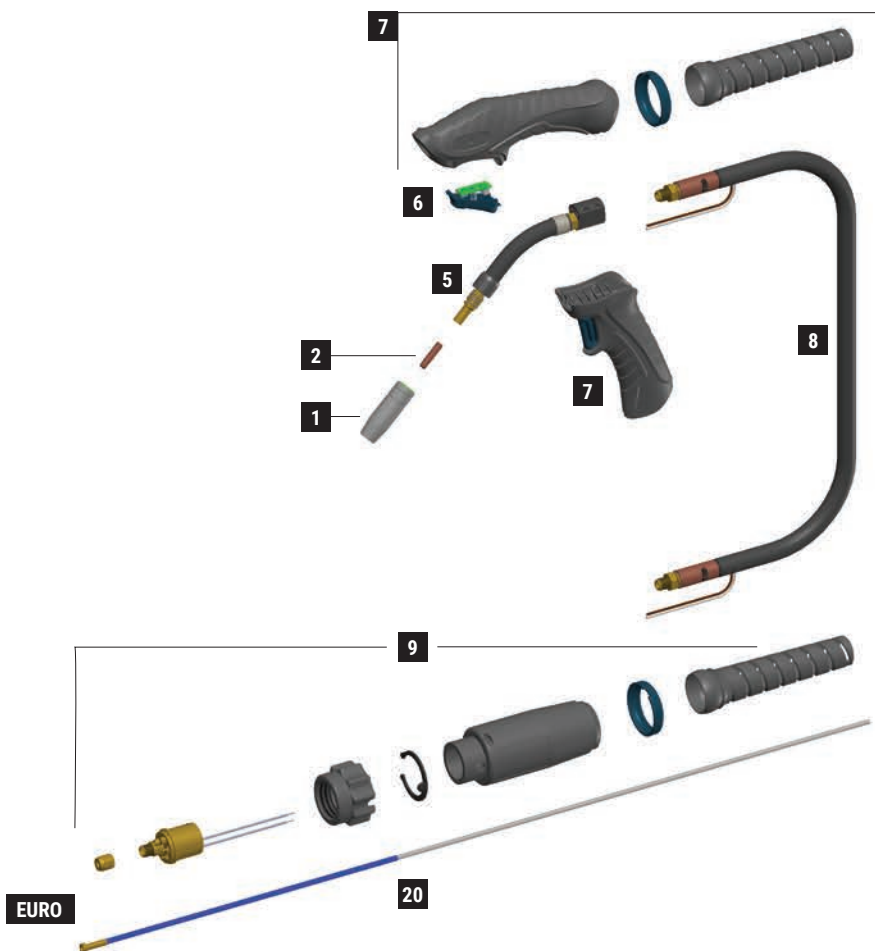
CE EN60974-7



CODE	↔			
MA4200-030	3 m	10'		1
MA4200-040	4 m	12'		1
MA4200-050	5 m	16.4'		1

CODE	↔			
MA4200X030	3 m	10'		25
MA4200X040	4 m	12'		25
MA4200X050	5 m	16.4'		25

TECHNICAL DATA		
<b>ERGOPLUS 15</b>		
	0,65 kg	1.43 lb
	113	
<b>V PEAK</b>	113	
	0,6 ÷ 1,0 mm	.023" ÷ 1/16"
<b>X 60%</b>	180A CO2 - 150A Mix	



	CODE			Ø				REF	
1	MC0017		nozzle	9,5 mm	3/8"	53 mm	2-1/16"	145.0123	10
1	MC0018		nozzle	12 mm	1/2"	53 mm	2-1/16"	145.0075	10
1	MC0019		nozzle	16 mm	5/8"	53 mm	2-1/16"	145.0041	10
1	MC0020		nozzle	16 mm	5/8"	61,5 mm	2"-13/32	145.0168	10
1	MC0266		nozzle	13 mm	1/2"	53 mm	2-1/16"	145.0143	10
2	MD0008-06		M6 - Cu	0,6 mm	.023"	25 mm	31/32"	140.0008	20
2	MD0008-08		M6 - Cu	0,8 mm	.030"	25 mm	31/32"	140.0059	20
2	MD0008-09		M6 - Cu	0,9 mm	.035"	25 mm	31/32"	140.0177	20
2	MD0008-10		M6 - Cu	1,0 mm	.040"	25 mm	31/32"	140.0253	20
2	MD0008-12		M6 - Cu	1,2 mm	.045"	25 mm	31/32"	140.0387	20
20	GM0500		blue steel liner	0,6 ÷ 0,9 mm	.023" ÷ .035"	3 m	10'	124.0011	1
20	GM0501		blue steel liner	0,6 ÷ 0,9 mm	.023" ÷ .035"	4 m	12'	124.0012	1
20	GM0502		blue steel liner	0,6 ÷ 0,9 mm	.023" ÷ .035"	5 m	16.4'	124.0015	1

	CODE			
5	BW0562		plastic body	10
5	EA0303		spring	10
5	FB0112		hexagonal fitting	10
5	FB0117		diffuser	10
5	MF1515		Ergoplus 15 torch head	1
6	MT0563		trigger kit	1
7	MT0562		handle kit	1
7	MT0566		pistol grip	1
8	MH0816-030		coaxial cable - 3 m / 10'	1

	CODE			
8	MH0816-040		coaxial cable - 4 m / 12'	1
8	MH0816-050		coaxial cable - 5 m / 16.4'	1
9	AR0070		EURO connector - air	1
9	BW0018		Euro nut plastic	10
9	FA0026		liner nut M10x1	10
9	MT0565		Back box kit EURO	1

STANDARD

# ERGOPLUS 24

CE EN60974-7

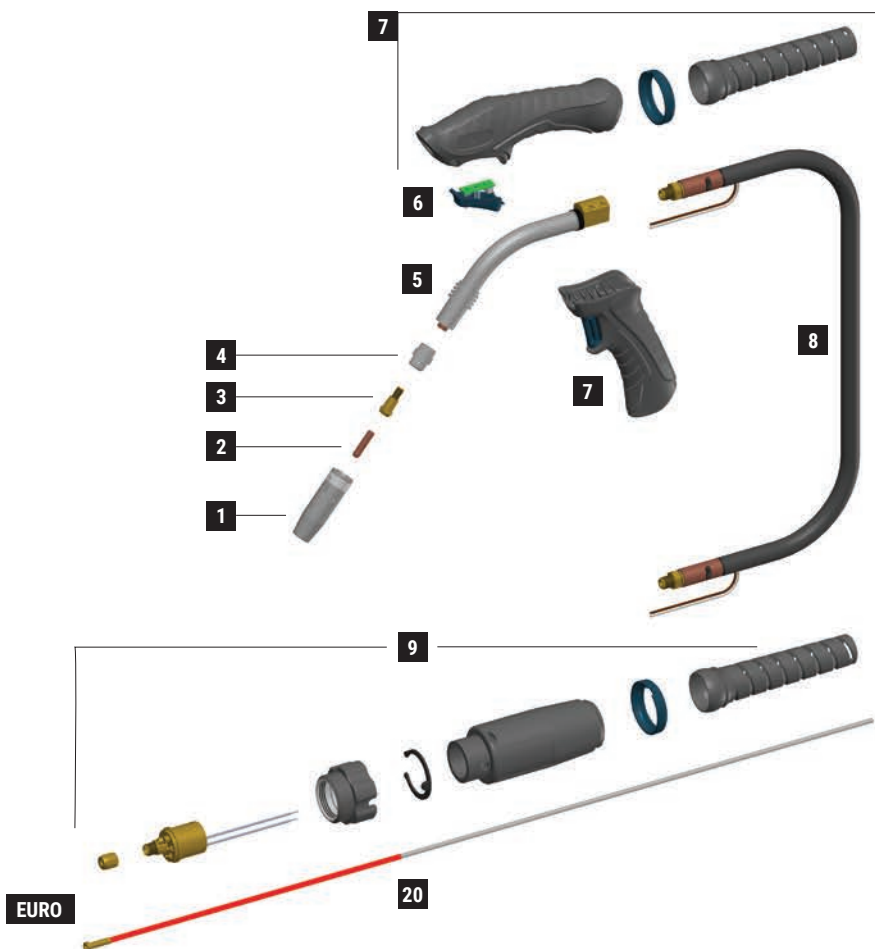


CODE	↔			
MA4201-030	3 m	10'		1
MA4201-040	4 m	12'		1
MA4201-050	5 m	16.4'		1
EURO				

CODE	↔			
MA4201X030	3 m	10'		25
MA4201X040	4 m	12'		25
MA4201X050	5 m	16.4'		25
EURO				

TECHNICAL DATA		
<b>ERGOPLUS 24</b>		
	0,9 kg	1.98 lb
	113	
<b>V PEAK</b>	113	
	0,6 ÷ 1,2 mm	.30" - .045"
<b>X 60%</b>	250A CO2 - 220A Mix	





	CODE			Ø				REF	
1	MC0300		nozzle	17 mm	21/32"	63,5 mm	2-1/2"	145.0062	10
1	MC0301		nozzle	12,5 mm	1/2"	63,5 mm	2-1/2"	145.0080	10
1	MC0302		nozzle	10 mm	13/32"	63,5 mm	2-1/2"	145.0128	10
1	MC0303		nozzle	17 mm	21/32"	68 mm	2-11/16"	145.0174	10
2	MD0008-06		M6 - Cu	0,6 mm	.023"	25 mm	31/32"	140.0008	20
2	MD0008-08		M6 - Cu	0,8 mm	.030"	25 mm	31/32"	140.0059	20
2	MD0008-09		M6 - Cu	0,9 mm	.035"	25 mm	31/32"	140.0177	20
2	MD0008-10		M6 - Cu	1,0 mm	.040"	25 mm	31/32"	140.0253	20
2	MD0008-12		M6 - Cu	1,2 mm	.045"	25 mm	31/32"	140.0387	20
3	MD0138-00		M6 - brass			26 mm	1" 1/32	142.0003	20
4	ME0084		plastic			20 mm	25/32"	012.0183	10
4	ME0086		silicon			20 mm	25/32"	-	10
4	ME0484		plastic compound high tech			20 mm	25/32"	-	10
4	ME0584		ceramic			20 mm	25/32"	-	10
20	GM0510		red steel liner	1,0 ÷ 1,2 mm	.040" ÷ .045"	3 m	10'	124.0026	1
20	GM0511		red steel liner	1,0 ÷ 1,2 mm	.040" ÷ .045"	4 m	12'	124.0031	1
20	GM0512		red steel liner	1,0 ÷ 1,2 mm	.040" ÷ .045"	5 m	16.4'	124.0035	1

	CODE			
5	MF1516		Ergoplus 24 torch head	1
6	MT0563		trigger kit	1
7	MT0562		handle kit	1
7	MT0566		pistol grip	1
8	MH0817-030		coaxial cable - 3 m / 10'	1
8	MH0817-040		coaxial cable - 4 m / 12'	1

	CODE			
8	MH0817-050		coaxial cable - 5 m / 16.4'	1
9	AR0070		EURO connector - air	1
9	BW0020		metal EURO nut	10
9	FA0026		liner nut M10x1	10
9	MT0565		Back box kit EURO	1

STANDARD

# ERGOPLUS 25

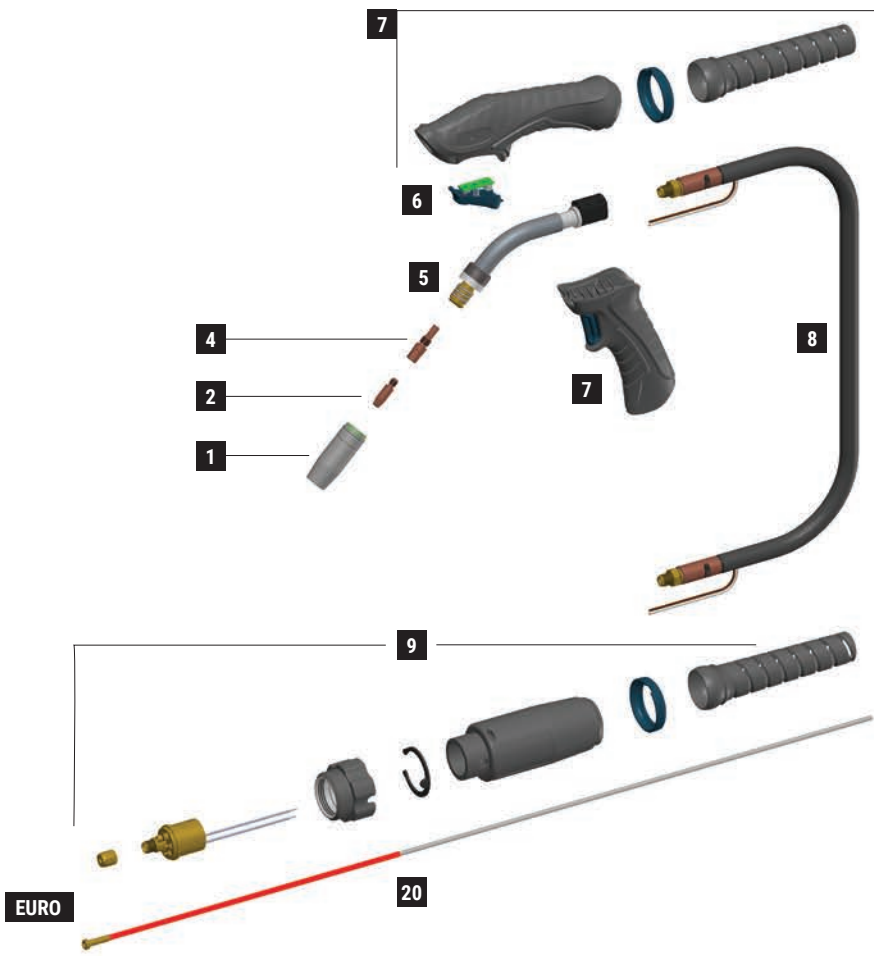
CE EN60974-7



CODE	↔			
MA4202-030	3 m	10'		1
MA4202-040	4 m	12'		1
MA4202-050	5 m	16.4'		1

CODE	↔			
MA4202X030	3 m	10'		25
MA4202X040	4 m	12'		25
MA4202X050	5 m	16.4'		25

TECHNICAL DATA		
<b>ERGOPLUS 25</b>		
	0,9 kg	1.98 lb
	113	
<b>V PEAK</b>	113	
	0,8 ÷ 1,2 mm	.030" ÷ .045"
<b>X 60%</b>	230A CO2 - 220A Mix	



	CODE			Ø				REF	
1	MC0022		nozzle	11,5 mm	7/16"	57 mm	2"-1/4	145.0124	10
1	MC0023		nozzle	15 mm	19/32"	57 mm	2"-1/4	145.0076	10
1	MC0024		nozzle	18 mm	23/32"	57 mm	2"-1/4	145.0042	10
1	MC0025		nozzle	20 mm	25/32"	66,5 mm	2-5/8"	145.0169	10
1	MC0265		nozzle	11 mm	7/16"	57 mm	2"-1/4	-	10
1	MC0267		nozzle	14 mm	9/16"	57 mm	2"-1/4		10
2	MD0009-06		M6 - Cu	0,6 mm	.023"	28 mm	1"-3/32	140.0005	20
2	MD0009-08		M6 - Cu	0,8 mm	.030"	28 mm	1"-3/32	140.0051	20
2	MD0009-09		M6 - Cu	0,9 mm	.035"	28 mm	1"-3/32	140.0169	20
2	MD0009-10		M6 - Cu	1,0 mm	.040"	28 mm	1"-3/32	140.0242	20
2	MD0009-12		M6 - Cu	1,2 mm	.045"	28 mm	1"-3/32	140.0379	20
2	MD0009-14		M6 - Cu	1,4 mm	.052"	28 mm	1"-3/32	-	20
2	MD0009-16		M6 - Cu	1,6 mm	1/16"	28 mm	1"-3/32	140.0555	20
4	ME0016		M6 - copper			35 mm	1"-3/8	142.0001	10
4	ME0040		M8 - copper			35 mm	1"-3/8	-	10
4	ME0060		M6 - copper			37 mm	1"-15/32	-	10
4	ME0216		M6 - brass			35 mm	1"-3/8	-	10
20	GM0510		red steel liner	1,0 ÷ 1,2 mm	.040" ÷ .045"	3 m	10'	124.0026	1
20	GM0511		red steel liner	1,0 ÷ 1,2 mm	.040" ÷ .045"	4 m	12'	124.0031	1
20	GM0512		red steel liner	1,0 ÷ 1,2 mm	.040" ÷ .045"	5 m	16.4'	124.0035	1

	CODE			
5	BW0562		plastic body	10
5	EA0304		spring	10
5	MF1517		Ergoplus 25 torch head	1
6	MT0563		trigger kit	1
7	MT0562		handle kit	1
7	MT0566		pistol grip	1
8	MH0817-030		coaxial cable - 3 m / 10'	1
8	MH0817-040		coaxial cable - 4 m / 12'	1

	CODE			
8	MH0817-050		coaxial cable - 5 m / 16.4'	1
9	AR0070		EURO connector - air	1
9	BW0020		metal EURO nut	10
9	FA0026		liner nut M10x1	10
9	MT0565		Back box kit EURO	1

STANDARD

# ERGOPLUS 26

CE EN60974-7

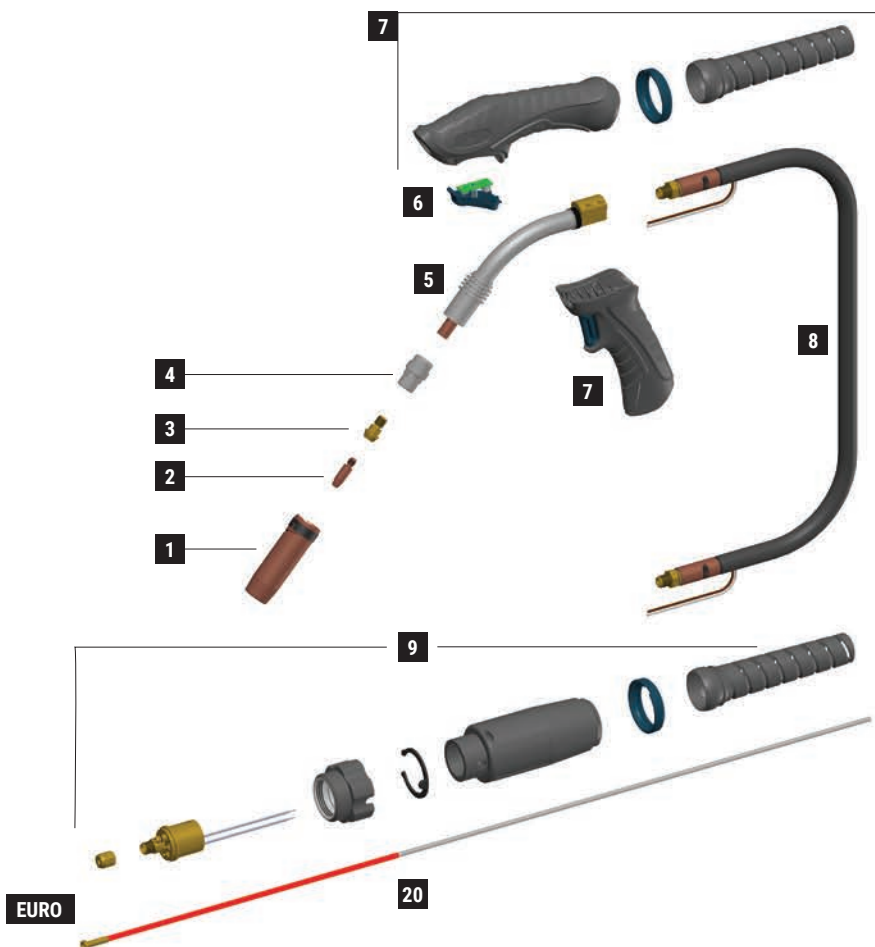


CODE	↔			
MA4203-030	3 m	10'		1
MA4203-040	4 m	12'		1
MA4203-050	5 m	16.4'		1
			EURO	

CODE	↔			
MA4203X030	3 m	10'		25
MA4203X040	4 m	12'		25
MA4203X050	5 m	16.4'		25
			EURO	

TECHNICAL DATA		
<b>ERGOPLUS 26</b>		
	1,25 kg	2.76 lb
	113	
	0,8 ÷ 1,2 mm	.030" ÷ .45"
	290A CO2 - 260A Mix	



	CODE			Ø				REF	
1	MC0268		nozzle - 2,5 mm thickness	16 mm	5/8"	76 mm	3"	145.0085	10
1	MC0276		nozzle - 2 mm thickness	16 mm	5/8"	76 mm	3"	145.0085	10
1	MC0290		nozzle - 2,5 mm thickness	14 mm	9/16"	76 mm	3"	145.0132	10
1	MC0291		nozzle - 2,5 mm thickness	20 mm	25/32"	76 mm	3"	145.0051	10
1	MC0292		nozzle - 2,5 mm thickness	15 mm	19/32"	76 mm	3"	-	10
1	MC0293		nozzle - 2,5 mm thickness	20 mm	25/32"	82 mm	3-7/32"	145.0179	10
1	MC0340		heavy duty nozzle - 3 mm thickness	16 mm	5/8"	76 mm	3"		10
1	MC0568		quick release nozzle - 2,5 mm thickness	16 mm	5/8"	76 mm	3"	-	10
1	MC0576		quick release light nozzle - 2 mm thickness	16 mm	5/8"	76 mm	3"	-	10
2	MD0009-06		M6 - Cu	0,6 mm	.023"	28 mm	1"-3/32	140.0005	20
2	MD0009-08		M6 - Cu	0,8 mm	.030"	28 mm	1"-3/32	140.0051	20
2	MD0009-09		M6 - Cu	0,9 mm	.035"	28 mm	1"-3/32	140.0169	20
2	MD0009-10		M6 - Cu	1,0 mm	.040"	28 mm	1"-3/32	140.0242	20
2	MD0009-12		M6 - Cu	1,2 mm	.045"	28 mm	1"-3/32	140.0379	20
2	MD0009-14		M6 - Cu	1,4 mm	.052"	28 mm	1"-3/32	-	20
2	MD0009-16		M6 - Cu	1,6 mm	1/16"	28 mm	1"-3/32	140.0555	20
3	MD0061-00		M6 - brass			22 mm	7/8"	142.0007	20
3	MD0062-00		M8 - brass			22 mm	7/8"	142.0082	20
4	ME0085		plastic			29 mm	1"-5/32	018.0116	10
4	ME0485		plastic			29 mm	1"-5/32	-	10
4	ME0585		ceramic			29 mm	1"-5/32	018.0141	10
20	GM0510		red steel liner	1,0 ÷ 1,2 mm	.040" ÷ .045"	3 m	10'	124.0026	1
20	GM0511		red steel liner	1,0 ÷ 1,2 mm	.040" ÷ .045"	4 m	12'	124.0031	1
20	GM0512		red steel liner	1,0 ÷ 1,2 mm	.040" ÷ .045"	5 m	16.4'	124.0035	1

	CODE			
5	MF1518		Ergoplus 26 torch head	1
6	MT0563		trigger kit	1
7	MT0562		handle kit	1
8	MT0566		pistol grip	1
8	MH0818-030		coaxial cable - 3 m / 10'	1
8	MH0818-040		coaxial cable - 4 m / 12'	1

	CODE			
8	MH0818-050		coaxial cable - 5 m / 16.4'	1
9	AR0070		EURO connector - air	1
9	BW0020		metal EURO nut	10
9	FA0026		liner nut M10x1	10
9	MT0565		Back box kit EURO	1

STANDARD

# ERGOPLUS 36

CE EN60974-7

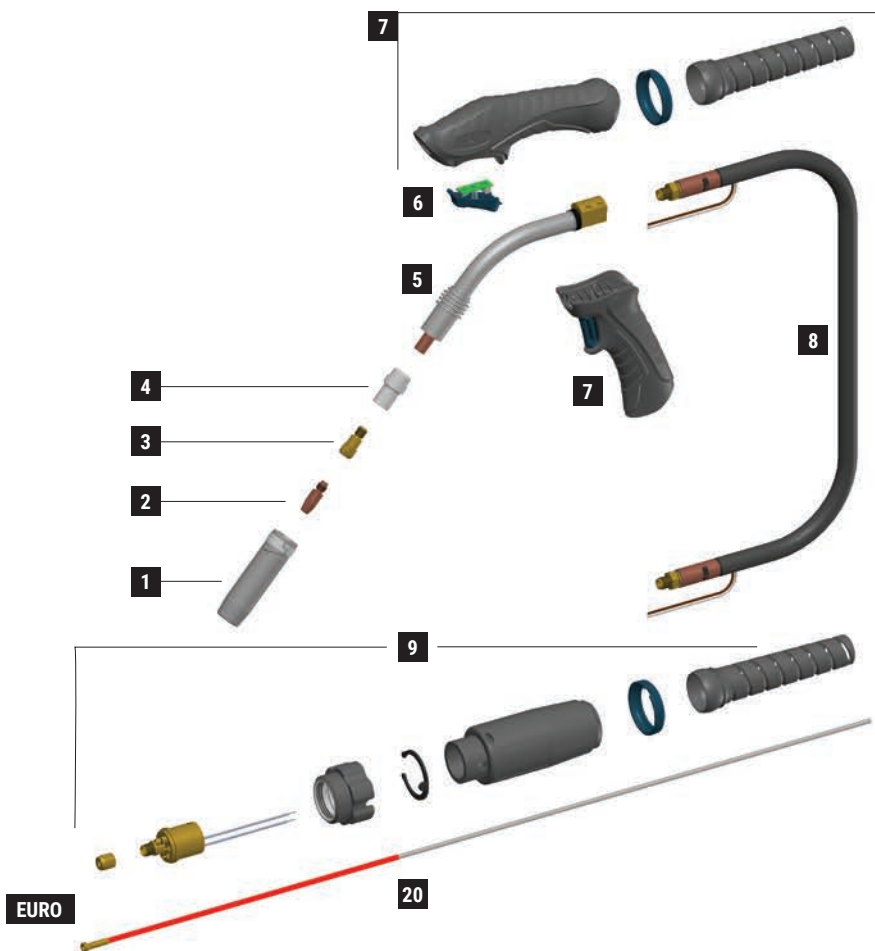


CODE	↔			
MA4204-030	3 m	10'		1
MA4204-040	4 m	12'		1
MA4204-050	5 m	16.4'		1

CODE	↔			
MA4204X030	3 m	10'		25
MA4204X040	4 m	12'		25
MA4204X050	5 m	16.4'		20

TECHNICAL DATA		
<b>ERGOPLUS 36</b>		
	1,4 kg	3.09 lb
	113	
	0,6 ÷ 1,6 mm	.023" ÷ 1/16"
	330A CO2 - 300A Mix	



	CODE			Ø				REF	
1	MC0110		nozzle - 2,5 mm thickness	20 mm	25/32"	90 mm	3"-17/32	145.0172	10
1	MC0026		nozzle - 2,5 mm thickness	12 mm	1/2"	84 mm	3"-5/16	145.0126	10
1	MC0027		nozzle - 2,5 mm thickness	16 mm	5/8"	84 mm	3"-5/16	145.0078	10
1	MC0028		nozzle - 2,5 mm thickness	19 mm	3/4"	84 mm	3"-5/16	145.0045	10
1	MC0109		nozzle - 2,5 mm thickness	17 mm	21/32"	84 mm	3"-5/16	-	10
1	MC0440		nozzle - 2 mm thickness	16 mm	5/8"	84 mm	3"-5/16	-	10
1	MC0527		quick release nozzle - 2,5 mm thickness	16 mm	5/8"	84 mm	3"-5/16	-	10
1	MC0540		quick release light nozzle - 2 mm thickness	16 mm	5/8"	84 mm	3"-5/16	-	10
2	MD0005-78		M8 - CuCrZr	0,8 mm	.030"	30 mm	1"-3/16	-	20
2	MD0005-80		M8 - CuCrZr	1,0 mm	.040"	30 mm	1"-3/16	140.0316	20
2	MD0005-82		M8 - CuCrZr	1,2 mm	.045"	30 mm	1"-3/16	140.0445	20
2	MD0005-84		M8 - CuCrZr	1,4 mm	.052"	30 mm	1"-3/16	140.0536	20
2	MD0005-86		M8 - CuCrZr	1,6 mm	1/16"	30 mm	1"-3/16	140.0590	20
2	MD0005-90		M8 - CuCrZr	2,0 mm	5/64"	30 mm	1"-3/16	140.0656	20
2	MD0005-94		M8 - CuCrZr	2,4 mm	3/32"	30 mm	1"-3/16	-	20
3	MD0063-00			M6 - brass			28 mm	1"-3/32	142.0005
3	MD0064-00		M8 - brass			28 mm	1"-3/32	142.0020	20
3	MD0131-00		M6 - brass			32 mm	1"-1/4	142.0011	20
3	MD0132-00		M8 - brass			32 mm	1"-1/4	142.0024	20
4	ME0017		plastic			32,8 mm	1"-9/32	014.0261	10
4	ME0041		plastic			32,8 mm	1"-9/32	014.0021	10
4	ME0417		high-tech plastic			32,8 mm	1"-9/32	-	10
4	ME0517		ceramic			32,8 mm	1"-9/32	014.0023	10
20	GM0510		red steel liner	1,0 ÷ 1,2 mm	.040" ÷ .045"	3 m	10'	124.0026	1
20	GM0511		red steel liner	1,0 ÷ 1,2 mm	.040" ÷ .045"	4 m	12'	124.0031	1
20	GM0512		red steel liner	1,0 ÷ 1,2 mm	.040" ÷ .045"	5 m	16.4'	124.0035	1

	CODE			
5	MF1519		Ergoplus 36 torch head	1
6	MT0563		trigger kit	1
7	MT0562		handle kit	1
7	MT0566		pistol grip	1
8	MH0819-030		coaxial cable - 3 m / 10'	1
8	MH0819-040		coaxial cable - 4 m / 12'	1
8	MH0819-050		coaxial cable - 5 m / 16.4'	1

	CODE			
9	AR0070		EURO connector - air	1
9	BW0020		metal EURO nut	10
9	FA0026		liner nut M10x1	10
9	MT0565		Back box kit EURO	1

STANDARD

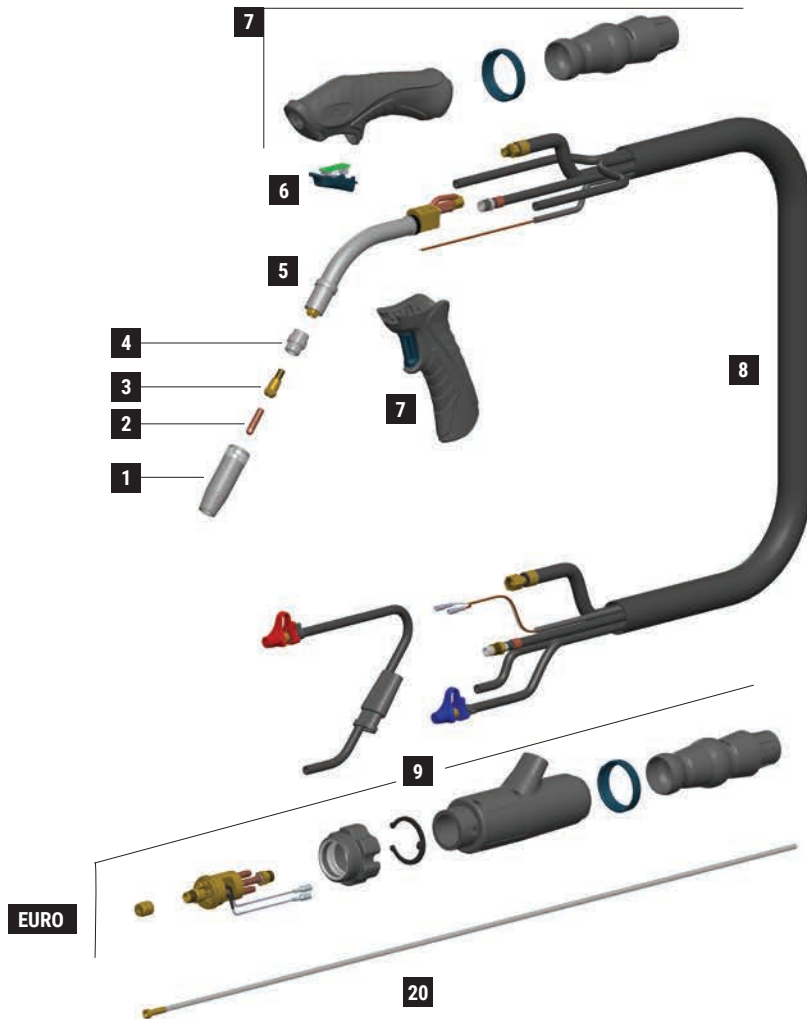
# ERGOPLUS 240

CE EN60974-7



CODE	↔			
MB2600-030	3 m	10'		1
MB2600-040	4 m	12'		1
MB2600-050	5 m	16.4'		1

TECHNICAL DATA		
<b>ERGOPLUS 240</b>		
	1,1 kg	2.43 lb
	113	
<b>V PEAK</b>	113	
	0,8 ÷ 1,2 mm	.030" ÷ .045"
<b>X 100%</b>	300A CO2 - 270A Mix	
	2÷4 bar	
	1,6 l/min	

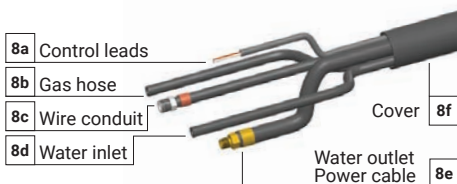




	CODE			Ø		↔		REF	
1	MC0300		nozzle	17 mm	21/32"	63,5 mm	2-1/2"	145.0062	10
1	MC0301		nozzle	12,5 mm	1/2"	63,5 mm	2-1/2"	145.0080	10
1	MC0302		nozzle	10 mm	13/32"	63,5 mm	2-1/2"	145.0128	10
1	MC0303		nozzle	17 mm	21/32"	68 mm	2-11/16"	145.0174	10
2	MD0008-06		M6 - Cu	0,6 mm	.023"	25 mm	31/32"	140.0008	20
2	MD0008-08		M6 - Cu	0,8 mm	.030"	25 mm	31/32"	140.0059	20
2	MD0008-09		M6 - Cu	0,9 mm	.035"	25 mm	31/32"	140.0177	20
2	MD0008-10		M6 - Cu	1,0 mm	.040"	25 mm	31/32"	140.0253	20
2	MD0008-12		M6 - Cu	1,2 mm	.045"	25 mm	31/32"	140.0387	20
3	MD0138-00		M6 - brass			26 mm	1" 1/32	142.0003	20
4	ME0084		plastic			20 mm	25/32"	012.0183	10
4	ME0086		silicon			20 mm	25/32"	-	10
4	ME0484		plastic compound high tech			20 mm	25/32"	-	10
4	ME0584		ceramic			20 mm	25/32"	-	10
20	GM0526		uncoated steel liner	1,0 ÷ 1,2 mm	.040" ÷ .045"	3 m	10'		1
20	GM0527		uncoated steel liner	1,0 ÷ 1,2 mm	.040" ÷ .045"	4 m	12'		1
20	GM0528		uncoated steel liner	1,0 ÷ 1,2 mm	.040" ÷ .045"	5 m	16.4'		1

	CODE			
5	MG0284		Ergoplus 240 torch head	1
6	MT0563		trigger kit	1
7	MT0560		handle kit	1
7	MT0566		pistol grip	1
8	MN2014-030		cable assembly - 3 m / 10'	1
8	MN2014-040		cable assembly - 4 m / 12'	1

	CODE			
8	MN2014-050		cable assembly - 5 m / 16.4'	1
8	AR0052		EURO connector	1
9	BW0020		metal EURO nut	10
9	FA0026		liner nut M10x1	10
9	MT0564		Back box kit	1



	CODE	↔
8a	BX1421-030	3 m / 10'
8b	QB0231-030	3 m / 10'
8c	QB0230-030	3 m / 10'
8d	QB0232-030	3 m / 10'
8e	QA0030-030	3 m / 10'
8f	MQ0125-030	3 m / 10'

	CODE	↔
8a	BX1421-040	4 m / 12'
8b	QB0231-040	4 m / 12'
8c	QB0230-040	4 m / 12'
8d	QB0232-040	4 m / 12'
8e	QA0030-040	4 m / 12'
8f	MQ0125-040	4 m / 12'

	CODE	↔
8a	BX1421-050	5 m / 16.4'
8b	QB0231-050	5 m / 16.4'
8c	QB0230-050	5 m / 16.4'
8d	QB0232-050	5 m / 16.4'
8e	QA0030-050	5 m / 16.4'
8f	MQ0125-050	5 m / 16.4'

STANDARD

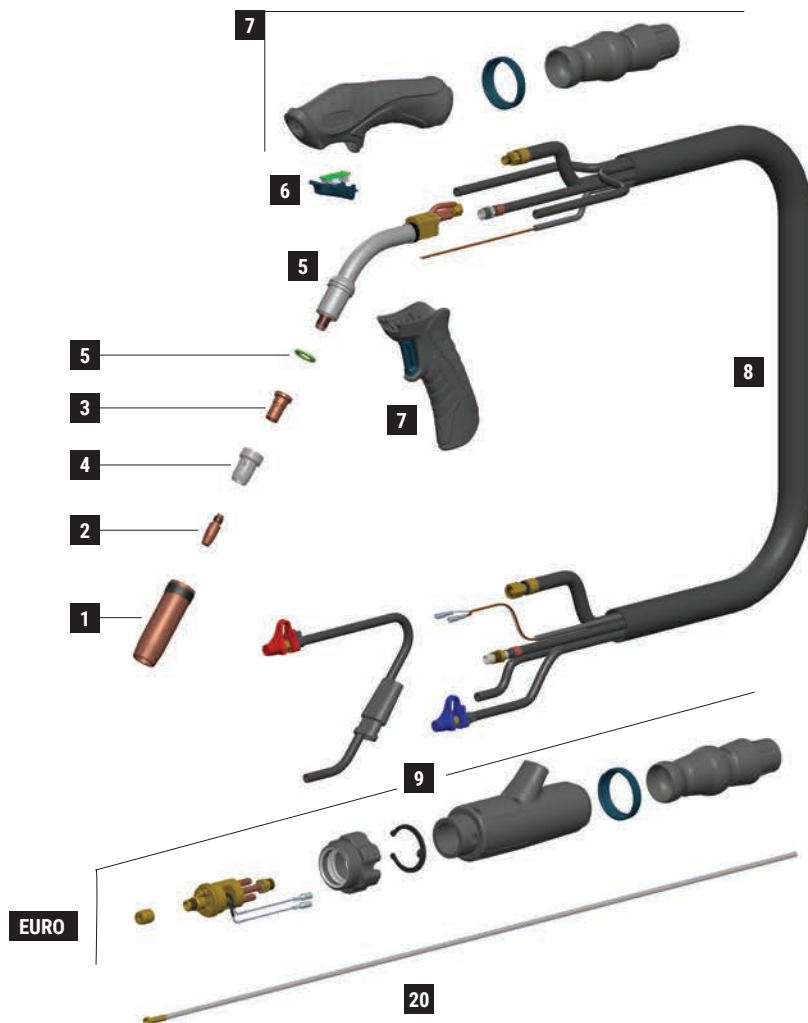
# ERGOPLUS 400

CE EN60974-7



CODE	↔			
MB2601-030	3 m	10'		1
MB2601-040	4 m	12'		1
MB2601-050	5 m	16.4'		1

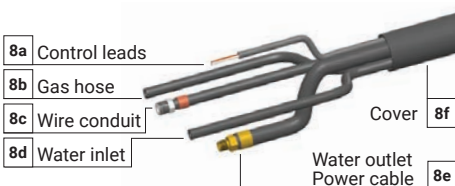
TECHNICAL DATA		
<b>ERGOPLUS 400</b>		
	1,25 kg	2.76 lb
	113	
<b>V PEAK</b>	113	
	1,0 ÷ 1,6 mm	.040" ÷ 1/16"
<b>X 100%</b>	400A CO2 - 350A Mix	
	2÷4 bar	
	1,6 l/min	



	CODE			Ø		↔		REF	
1	MC0268		nozzle - 2,5 mm thickness	16 mm	5/8"	76 mm	3"	145.0085	10
1	MC0276		nozzle - 2 mm thickness	16 mm	5/8"	76 mm	3"	145.0085	10
1	MC0290		nozzle - 2,5 mm thickness	14 mm	9/16"	76 mm	3"	145.0132	10
1	MC0291		nozzle - 2,5 mm thickness	20 mm	25/32"	76 mm	3"	145.0051	10
1	MC0292		nozzle - 2,5 mm thickness	15 mm	19/32"	76 mm	3"	-	10
1	MC0293		nozzle - 2,5 mm thickness	20 mm	25/32"	82 mm	3-7/32"	145.0179	10
1	MC0340		heavy duty nozzle - 3 mm thickness	16 mm	5/8"	76 mm	3"	-	10
1	MC0568		quick release nozzle - 2,5 mm thickness	16 mm	5/8"	76 mm	3"	-	10
1	MC0576		quick release light nozzle - 2 mm thickness	16 mm	5/8"	76 mm	3"	-	10
2	MD0005-80		M8 - CuCrZr	1,0 mm	.040"	30 mm	1"-3/16	140.0316	10
2	MD0005-82		M8 - CuCrZr	1,2 mm	.045"	30 mm	1"-3/16	140.0445	10
2	MD0005-84		M8 - CuCrZr	1,4 mm	.052"	30 mm	1"-3/16	140.0536	10
2	MD0005-86		M8 - CuCrZr	1,6 mm	1/16"	30 mm	1"-3/16	140.0590	10
3	ME0076		M8 - brass			25 mm	31/32"	-	10
3	ME0083		M8 - brass			29 mm	1"-5/32	-	10
3	ME0390		M8 - copper			25 mm	31/32"	-	10
4	ME0074		plastic			28 mm	1"-3/32	-	10
4	ME0079		plastic			29 mm	1"-5/32	300029	10
4	ME0479		high-tech plastic			28 mm	1"-3/32	-	10
4	ME0579		ceramic	16 mm	5/8"	28 mm	1"-3/32	-	10
20	GM0530		uncoated steel liner	1,2 ÷ 1,6 mm	.045" ÷ 1/16"	3 m	10'	-	10
20	GM0531		uncoated steel liner	1,2 ÷ 1,6 mm	.045" ÷ 1/16"	4 m	12'	-	10
20	GM0532		uncoated steel liner	1,2 ÷ 1,6 mm	.045" ÷ 1/16"	5 m	16.4'	-	10

	CODE			
5	FB1278		insulator	10
5	MG0285		Ergoplus 400 torch head	1
6	MT0563		trigger kit	1
7	MT0560		handle kit	1
7	MT0566		pistol grip	1
8	MN2014-030		cable assembly - 3 m / 10'	1

	CODE			
8	MN2014-040		cable assembly - 4 m / 12'	1
8	MN2014-050		cable assembly - 5 m / 16.4'	1
9	AR0052		EURO connector	1
9	BW0020		metal EURO nut	10
9	FA0026		liner nut M10x1	10
9	MT0564		Back box kit	1



	CODE	↔
8a	BX1421-030	3 m / 10'
8b	QB0231-030	3 m / 10'
8c	QB0230-030	3 m / 10'
8d	QB0232-030	3 m / 10'
8e	QA0030-030	3 m / 10'
8f	MQ0125-030	3 m / 10'

	CODE	↔
8a	BX1421-040	4 m / 12'
8b	QB0231-040	4 m / 12'
8c	QB0230-040	4 m / 12'
8d	QB0232-040	4 m / 12'
8e	QA0030-040	4 m / 12'
8f	MQ0125-040	4 m / 12'

	CODE	↔
8a	BX1421-050	5 m / 16.4'
8b	QB0231-050	5 m / 16.4'
8c	QB0230-050	5 m / 16.4'
8d	QB0232-050	5 m / 16.4'
8e	QA0030-050	5 m / 16.4'
8f	MQ0125-050	5 m / 16.4'

STANDARD

# ERGOPLUS 500

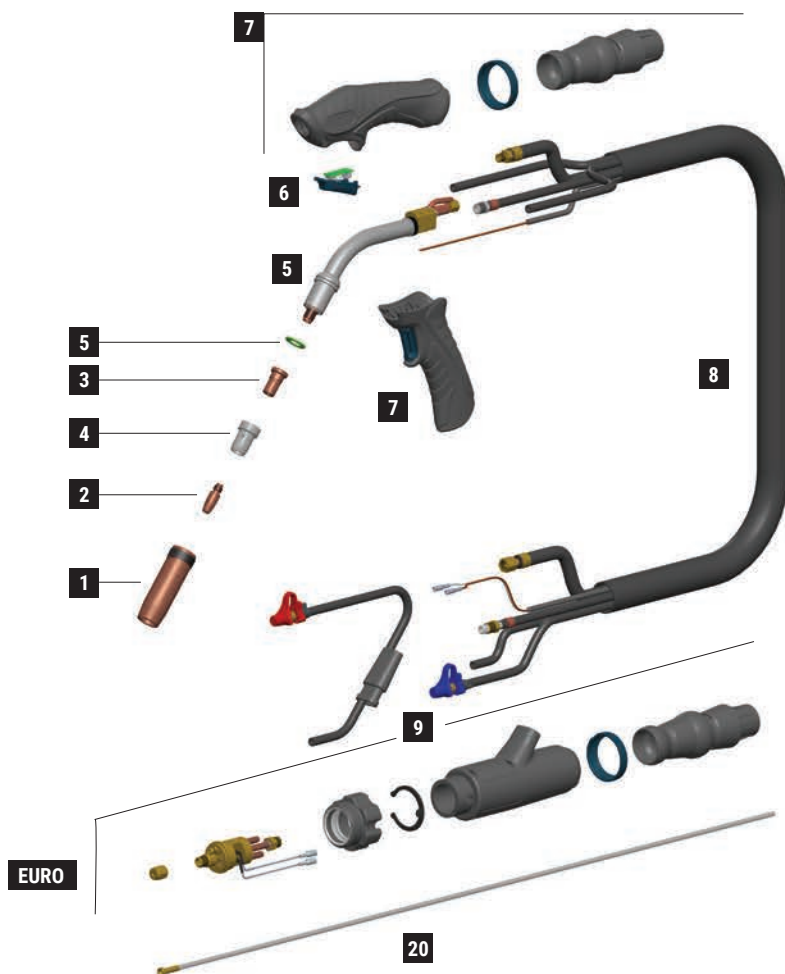
CE EN60974-7



CODE	↔			
MB2602-030	3 m	10'		1
MB2602-040	4 m	12'		1
MB2602-050	5 m	16.4'		1

CODE	↔			
MB2602X030	3 m	10'		20
MB2602X040	4 m	12'		20
MB2602X050	5 m	16.4'		15

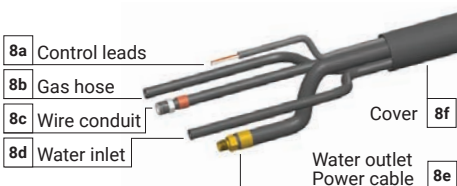
TECHNICAL DATA		
<b>ERGOPLUS 500</b>		
	1,25 kg	2.76 lb
	113	
	1,0 ÷ 2,4 mm	.040" ÷ 3/32"
	500A CO2 - 450A Mix	
	2÷4 bar	
	1,6 l/min	



	CODE			Ø		↔		REF	
1	MC0268		nozzle - 2,5 mm thickness	16 mm	5/8"	76 mm	3"	145.0085	10
1	MC0276		nozzle - 2 mm thickness	16 mm	5/8"	76 mm	3"	145.0085	10
1	MC0290		nozzle - 2,5 mm thickness	14 mm	9/16"	76 mm	3"	145.0132	10
1	MC0291		nozzle - 2,5 mm thickness	20 mm	25/32"	76 mm	3"	145.0051	10
1	MC0292		nozzle - 2,5 mm thickness	15 mm	19/32"	76 mm	3"	-	10
1	MC0293		nozzle - 2,5 mm thickness	20 mm	25/32"	82 mm	3-7/32"	145.0179	10
1	MC0340		heavy duty nozzle - 3 mm thickness	16 mm	5/8"	76 mm	3"	-	10
1	MC0568		quick release nozzle - 2,5 mm thickness	16 mm	5/8"	76 mm	3"	-	10
1	MC0576		quick release light nozzle - 2 mm thickness	16 mm	5/8"	76 mm	3"	-	10
2	MD0005-80		M8 - CuCrZr	1,0 mm	.040"	30 mm	1"-3/16	140.0316	20
2	MD0005-82		M8 - CuCrZr	1,2 mm	.045"	30 mm	1"-3/16	140.0445	20
2	MD0005-84		M8 - CuCrZr	1,4 mm	.052"	30 mm	1"-3/16	140.0536	20
2	MD0005-86		M8 - CuCrZr	1,6 mm	1/16"	30 mm	1"-3/16	140.0590	20
3	ME0076		M8 - brass			25 mm	31/32"	-	10
3	ME0083		M8 - brass			29 mm	1"-5/32	-	10
3	ME0390		M8 - copper			25 mm	31/32"	-	10
4	ME0074		plastic			28 mm	1"-3/32	-	10
4	ME0079		plastic			29 mm	1"-5/32	300029	10
4	ME0479		high-tech plastic			28 mm	1"-3/32	-	10
4	ME0579		ceramic	16 mm	5/8"	28 mm	1"-3/32	-	10
20	GM0530		uncoated steel liner	1,2 ÷ 1,6 mm	.045" ÷ 1/16"	3 m	10'	-	1
20	GM0531		uncoated steel liner	1,2 ÷ 1,6 mm	.045" ÷ 1/16"	4 m	12'	-	1
20	GM0532		uncoated steel liner	1,2 ÷ 1,6 mm	.045" ÷ 1/16"	5 m	16.4'	-	1

	CODE			
5	FB1278		insulator	10
5	MG0286		Ergoplus 500 torch head	1
6	MT0563		trigger kit	1
7	MT0560		handle kit	1
7	MT0566		pistol grip	1
8	MN2014-030		cable assembly - 3 m / 10'	1

	CODE			
8	MN2014-040		cable assembly - 4 m / 12'	1
8	MN2014-050		cable assembly - 5 m / 16.4'	1
9	AR0052		EURO connector	1
9	BW0020		metal EURO nut	10
9	FA0026		liner nut M10x1	10
9	MT0564		Back box kit	1



	CODE	↔
8a	BX1421-030	3 m / 10'
8b	QB0231-030	3 m / 10'
8c	QB0230-030	3 m / 10'
8d	QB0232-030	3 m / 10'
8e	QA0030-030	3 m / 10'
8f	MQ0125-030	3 m / 10'

	CODE	↔
8a	BX1421-040	4 m / 12'
8b	QB0231-040	4 m / 12'
8c	QB0230-040	4 m / 12'
8d	QB0232-040	4 m / 12'
8e	QA0030-040	4 m / 12'
8f	MQ0125-040	4 m / 12'

	CODE	↔
8a	BX1421-050	5 m / 16.4'
8b	QB0231-050	5 m / 16.4'
8c	QB0230-050	5 m / 16.4'
8d	QB0232-050	5 m / 16.4'
8e	QA0030-050	5 m / 16.4'
8f	MQ0125-050	5 m / 16.4'

STANDARD

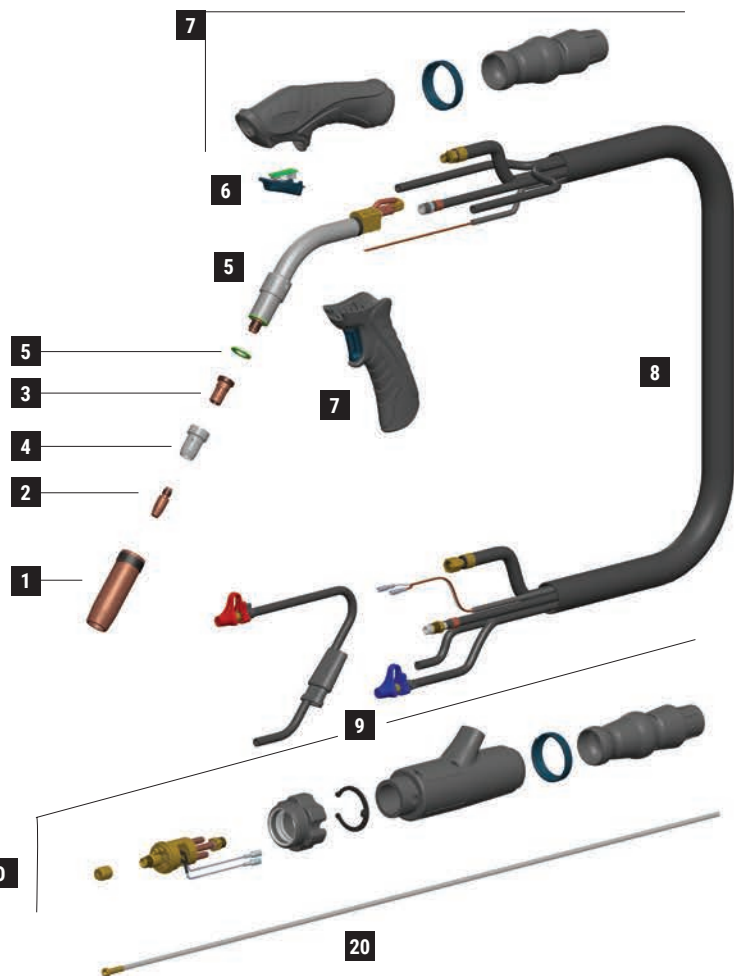
# ERGOPLUS 555

CE EN60974-7



CODE	↔			
MB2603-030	3 m	10'		1
MB2603-040	4 m	12'		1
MB2603-050	5 m	16.4'		1

TECHNICAL DATA		
<b>ERGOPLUS 555</b>		
	1,30 kg	2.87 lb
	113	
<b>V PEAK</b>	113	
	1,0 ÷ 2,4 mm	.040" ÷ 3/32"
<b>X 100%</b>	550A CO2 - 500A Mix	
	2÷4 bar	
	1,6 l/min	



**ERGOPLUS 555**  
REPAIR KIT FOR TORCH HEAD  
MT0211

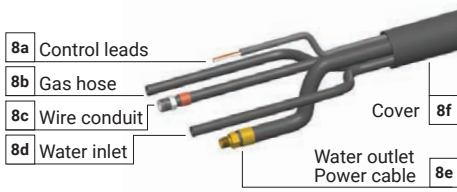
1

2

	CODE			Ø		↔		REF	
1	MC0268		nozzle - 2,5 mm thickness	16 mm	5/8"	76 mm	3"	145.0085	10
1	MC0276		nozzle - 2 mm thickness	16 mm	5/8"	76 mm	3"	145.0085	10
1	MC0290		nozzle - 2,5 mm thickness	14 mm	9/16"	76 mm	3"	145.0132	10
1	MC0291		nozzle - 2,5 mm thickness	20 mm	25/32"	76 mm	3"	145.0051	10
1	MC0292		nozzle - 2,5 mm thickness	15 mm	19/32"	76 mm	3"	-	10
1	MC0293		nozzle - 2,5 mm thickness	20 mm	25/32"	82 mm	3-7/32"	145.0179	10
1	MC0340		heavy duty nozzle - 3 mm thickness	16 mm	5/8"	76 mm	3"	-	10
1	MC0568		quick release nozzle - 2,5 mm thickness	16 mm	5/8"	76 mm	3"	-	10
1	MC0576		quick release light nozzle - 2 mm thickness	16 mm	5/8"	76 mm	3"	-	10
2	MD0005-80		M8 - CuCrZr	1,0 mm	.040"	30 mm	1"-3/16	140.0316	20
2	MD0005-82		M8 - CuCrZr	1,2 mm	.045"	30 mm	1"-3/16	140.0445	20
2	MD0005-84		M8 - CuCrZr	1,4 mm	.052"	30 mm	1"-3/16	140.0536	20
2	MD0005-86		M8 - CuCrZr	1,6 mm	1/16"	30 mm	1"-3/16	140.0590	20
3	ME0400		M8 - brass			25 mm	31/32"	-	10
3	ME0402		M8 - copper			25 mm	31/32"	-	10
4	ME0074		plastic			28 mm	1"-3/32	-	10
4	ME0079		plastic			29 mm	1"-5/32	300029	10
4	ME0479		high-tech plastic			28 mm	1"-3/32	-	10
4	ME0579		ceramic	16 mm	5/8"	28 mm	1"-3/32	-	10
20	GM0530		uncoated steel liner	1,2 ÷ 1,6 mm	.045" ÷ 1/16"	3 m	10'	-	1
20	GM0531		uncoated steel liner	1,2 ÷ 1,6 mm	.045" ÷ 1/16"	4 m	12'	-	1
20	GM0532		uncoated steel liner	1,2 ÷ 1,6 mm	.045" ÷ 1/16"	5 m	16.4'	-	1

	CODE			
5	FB1278		insulator	10
5	MG0287		Ergoplus 555 torch head	1
6	MT0563		trigger kit	1
7	MT0561		handle kit	1
7	MT0566		pistol grip	1
8	MN2014-030		cable assembly - 3 m / 10'	1

	CODE			
8	MN2014-040		cable assembly - 4 m / 12'	1
8	MN2014-050		cable assembly - 5 m / 16.4'	1
9	AR0052		EURO connector	1
9	BW0020		metal EURO nut	10
9	FA0026		liner nut M10x1	10
9	MT0564		Back box kit	1



	CODE	↔
8a	BX1421-030	3 m / 10'
8b	QB0231-030	3 m / 10'
8c	QB0230-030	3 m / 10'
8d	QB0232-030	3 m / 10'
8e	QA0030-030	3 m / 10'
8f	MQ0125-030	3 m / 10'

	CODE	↔
8a	BX1421-040	4 m / 12'
8b	QB0231-040	4 m / 12'
8c	QB0230-040	4 m / 12'
8d	QB0232-040	4 m / 12'
8e	QA0030-040	4 m / 12'
8f	MQ0125-040	4 m / 12'

	CODE	↔
8a	BX1421-050	5 m / 16.4'
8b	QB0231-050	5 m / 16.4'
8c	QB0230-050	5 m / 16.4'
8d	QB0232-050	5 m / 16.4'
8e	QA0030-050	5 m / 16.4'
8f	MQ0125-050	5 m / 16.4'

STANDARD

# ERGOFRESH



## **ERGOFRESH** [en]

The new ERGOFRESH is our answer to the demand for better safety. With the ERGOFRESH fume extraction MIG torch, a welder and their colleagues will breathe clean air rather than the fumes created during the welding process. The extraction efficiency for all ERGOFRESH models has been measured according to new standard ISO 21904.

The ERGOFRESH gas nozzle and vacuum nozzle combination is patent pending.

The ERGOFRESH handle is equipped with a bypass lid. The lid is located under the welder's thumb when they are holding the torch by the standard handle.



# MIG welding torches

## **ERGOFRESH [it]**

La nuova torcia ERGOFRESH è la nostra risposta alla richiesta di maggiore salute e sicurezza. Grazie alla torcia MIG con l'estrazione dei fumi ERGOFRESH, il saldatore e i suoi colleghi possono respirare aria pulita anziché i fumi creati durante il processo di saldatura. L'efficienza dell'estrazione dei fumi per tutti i modelli ERGOFRESH è stata misurata in conformità al nuovo standard ISO 21904. La combinazione dell'ugello del gas ERGOFRESH e dell'ugello di aspirazione è in attesa di brevetto. L'impugnatura della torcia aspirafumo ERGOFRESH è dotata di un coperchio bypass. Il coperchio si trova sotto il pollice del saldatore quando la torcia viene utilizzata con l'impugnatura standard.

## **ERGOFRESH [de]**

Der neue ERGOFRESH ist unsere Antwort auf diese Nachfrage nach mehr Sicherheit. Mit dem ERGOFRESH MIG-Schweißbrenner mit Rauchabsaugung atmen Schweißer und ihre Kollegen saubere Luft und nicht den giftigen Schweißrauch ein. Die Absaugleistung aller ERGOFRESH-Modelle wurde nach der neuen Norm ISO 21904 gemessen. Die Kombination der ERGOFRESH Gasdüse und Absaugdüse ist zum Patent angemeldet. Der ERGOFRESH-Griff ist mit einem Bypass-Deckel ausgestattet. Der Deckel befindet sich unter dem Daumen des Schweißers, wenn er den Brenner in der Hand hält.

## **ERGOFRESH [fr]**

La nouvelle torche ERGOFRESH est notre réponse à cette demande de sécurité accrue. Avec la torche de soudage MIG à extraction de fumée ERGOFRESH, un soudeur et ses collègues respireront un air pur au lieu des fumées générées pendant le processus de soudage. L'efficacité d'extraction de tous les modèles ERGOFRESH a été mesurée conformément à la nouvelle norme ISO 21904. La combinaison de la buse de gaz et de la buse d'aspiration ERGOFRESH est en instance de brevet. La poignée ERGOFRESH est équipée d'un couvercle de dérivation. Le couvercle est situé sous le pouce du soudeur lorsqu'il tient la torche avec la poignée standard.

## **ERGOFRESH [tr]**

Yeni ERGOFRESH, daha yüksek güvenlik talebine verdiğimiz cevaptır. Kaynakçılar ve aynı ortamda bulunan diğer çalışanlar, ERGOFRESH duman tahliye özelliğine sahip MIG torcu sayesinde, kaynak işlemi sırasında ortaya çıkan dumanları değil, temiz havayı solurlar. Tüm ERGOFRESH modellerinin tahliye verimliliği, yeni ISO 21904 standardına göre ölçülmüştür. ERGOFRESH gaz nozulu ve vakum nozulu kombinasyonu patent beklemektedir. ERGOFRESH kabza üzerinde bir baypas kapağı bulunur. Kapak, torcun standart kabza ile kullanılması esnasında kaynakçının başparmağının altındadır.

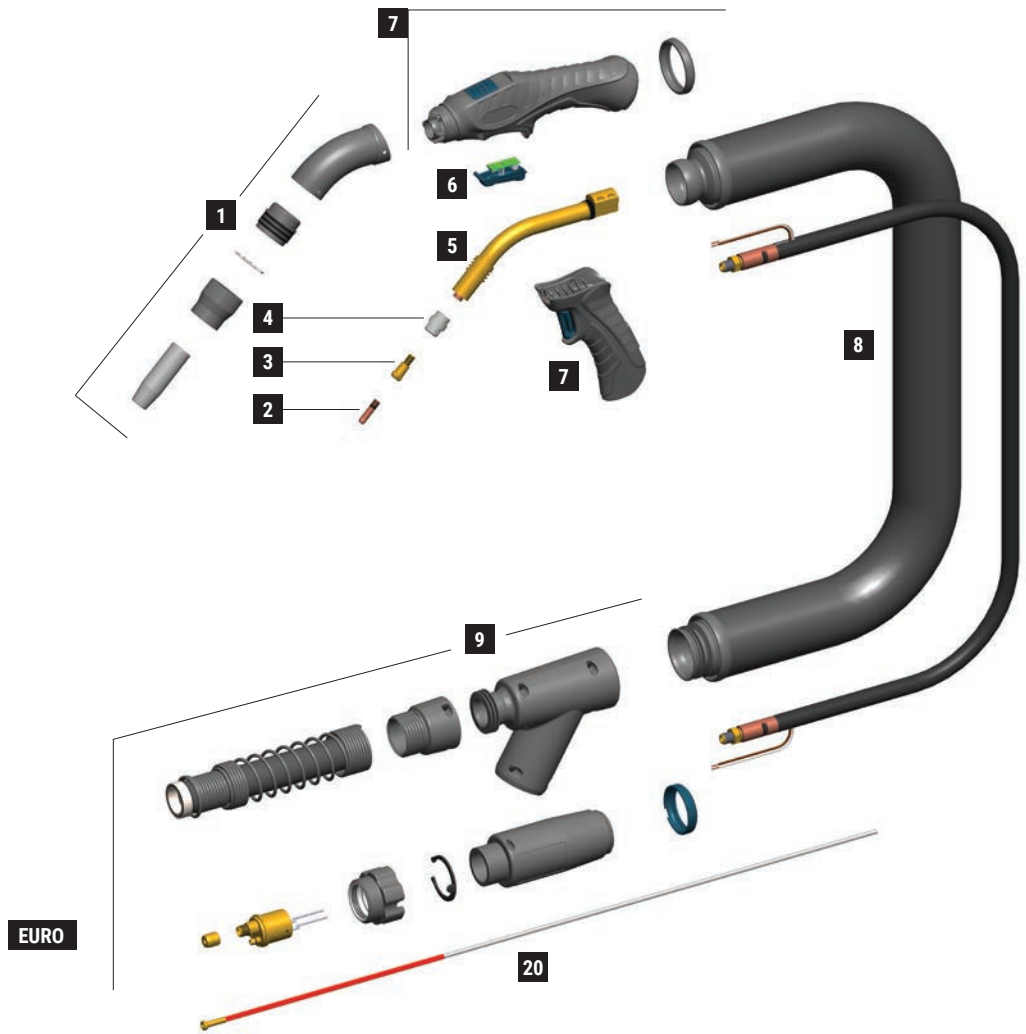
# ERGOFRESH 200G

CE EN60974-7



CODE	↔			
MA4250-030	3 m	10'		1
MA4250-040	4 m	12'		1
MA4250-050	5 m	16.4'		1

TECHNICAL DATA			
ERGOFRESH 200G			
	1.3 kg	2.87 lb	
	113		
	0,8 ÷ 1,2 mm	.030" ÷ .045"	
	200A CO2 - 180A Mix		
	3 m	4 m	5 m
	72 m³/h	80 m³/h	87 m³/h
	110 m³/h	120 m³/h	130 m³/h
	89 %	89 %	89 %
	3200 Pa	3600 Pa	4000 Pa



EURO

	CODE			Ø				REF	
1	MC0601		nozzle	12,5 mm	1/2"	63,5 mm	2" 1/2	-	10
1	FB0942		vacuum nozzle	35 mm	1" 3/8	35 mm	1" 3/8	-	1
1	EA2071		locking spring	33 mm	1" 5/16	-	-	-	3
1	FB0941		locking bush	34 mm	1" 11/32	27 mm	1" 1/16	-	1
1	FB0945		vacuum tube	36,7 mm	1" 7/16	93 mm	3" 21/32	-	1
2	MD0008-78		M6 - CuCrZr	0,8 mm	.030"	25 mm	31/32"	-	20
2	MD0008-80		M6 - CuCrZr	1,0 mm	.040"	25 mm	31/32"	-	20
2	MD0008-82		M6 - CuCrZr	1,2 mm	.045"	25 mm	31/32"	-	20
3	MD0138-00		M6 - brass			26 mm	1" 1/32	142.0003	10
4	ME0084		plastic			20 mm	25/32"	012.0183	10
4	ME0086		silicon			20 mm	25/32"	-	10
4	ME0484		plastic compound high tech			20 mm	25/32"	-	10
4	ME0584		ceramic			20 mm	25/32"	-	10
20	GM0874		red steel liner	1,0 ÷ 1,2 mm	.040" ÷ .045"	3 m	10'	-	1
20	GM0875		red steel liner	1,0 ÷ 1,2 mm	.040" ÷ .045"	4 m	12'	-	1
20	GM0876		red steel liner	1,0 ÷ 1,2 mm	.040" ÷ .045"	5 m	16.4'	-	1

	CODE			
5	MF1523		Ergofresh 200G torch head	1
6	MT0563		trigger kit	1
7	MT0568		handle kit	1
7	MT0566		pistol grip	1
8	MH0820-030		coaxial cable - 3 m / 10'	1
8	MH0820-040		coaxial cable - 4 m / 12'	1
8	MH0820-050		coaxial cable - 5 m / 16.4'	1
8	MQ0127-030		outer cover kit - 3 m / 10'	1
8	MQ0127-040		outer cover kit - 4 m / 12'	1
8	MQ0127-050		outer cover kit - 5 m / 16.4'	1

	CODE			
8	MQ0388-030		spare leather cover kit - Velcro® 3 m / 10'	1
8	MQ0388-040		spare leather cover kit - Velcro® 4 m / 12'	1
8	MQ0388-050		spare leather cover kit - Velcro® 5 m / 16.4'	1
9	MT0569		vacuum box kit	1
9	MT0572		back box spring kit	1
9	MT0570		back box kit Euro - air	1
9	AR0070		EURO connector - air	1
8	BW0020		metal EURO nut	10
8	FA0026		liner nut M10x1	10

STANDARD

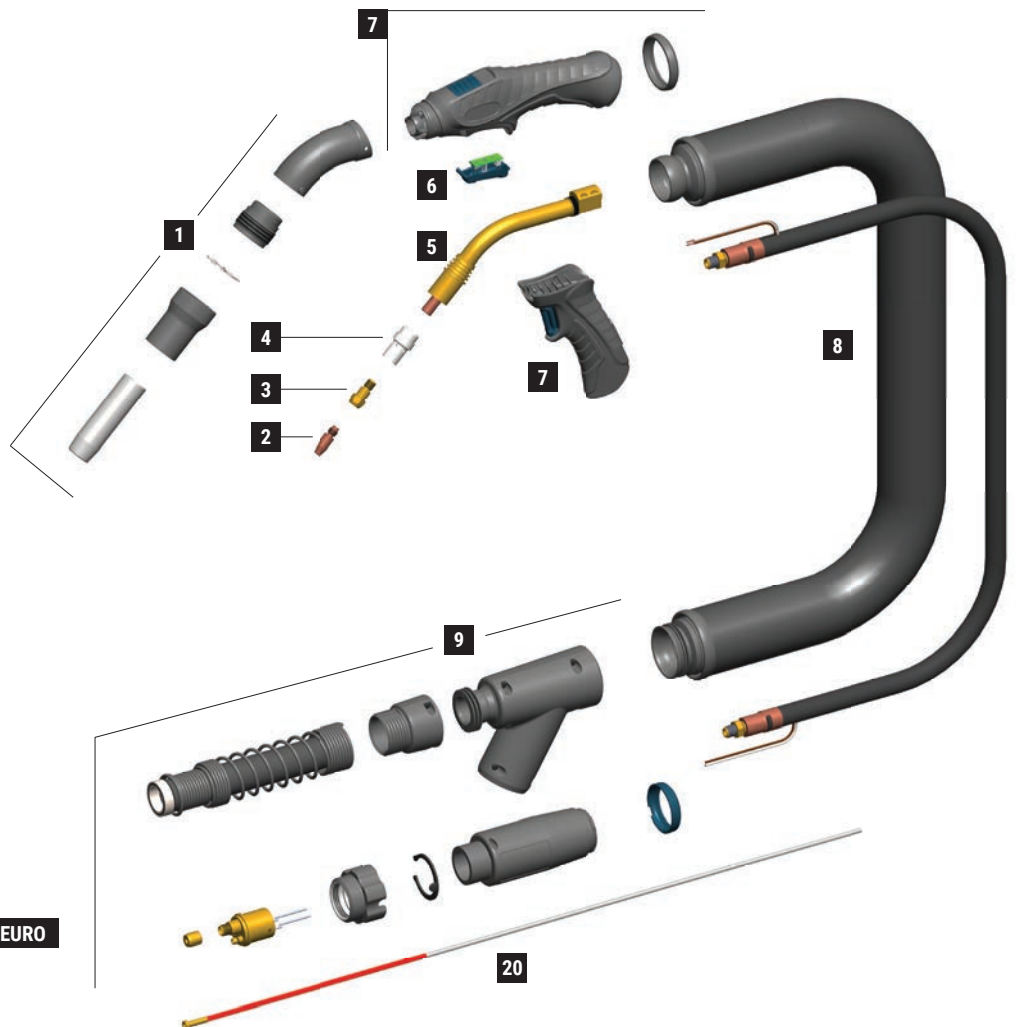
# ERGOFRESH 350G

CE EN60974-7



CODE	↔			
MA4251-030	3 m	10'		1
MA4251-040	4 m	12'		1
MA4251-050	5 m	16.4'		1

TECHNICAL DATA			
ERGOFRESH 350G			
	1,8 kg	3.97 lb	
	113		
	0,8 ÷ 1,6 mm	.030" - 1/16"	
	330A CO2 - 300A Mix		
	3 m	4 m	5 m
	72 m³/h	80 m³/h	87 m³/h
	110 m³/h	120 m³/h	130 m³/h
	89 %	89 %	89 %
	3200 Pa	3600 Pa	4000 Pa



EURO

	CODE			Ø		↔		REF	
1	MC0611		nozzle	16 mm	5/8"	84 mm	3" 5/16	-	10
1	FB0943		vacuum nozzle	40 mm	1" 9/16	56 mm	2" 7/32	-	1
1	EA2070		locking spring	36,5 mm	1" 7/16	-	-	-	3
1	FB0940		locking bush	36 mm	1" 13/32	30,5 mm	1" 3/16	-	1
1	FB0945		vacuum tube	36,7 mm	1" 7/16	93 mm	3" 21/32	-	1
2	MD0005-78		M8 - CuCrZr	0,8 mm	.030"	30 mm	1"-3/16	-	20
2	MD0005-80		M8 - CuCrZr	1,0 mm	.040"	30 mm	1"-3/16	140.0316	20
2	MD0005-82		M8 - CuCrZr	1,2 mm	.045"	30 mm	1"-3/16	140.0445	20
2	MD0005-84		M8 - CuCrZr	1,4 mm	.052"	30 mm	1"-3/16	140.0536	20
2	MD0005-86		M8 - CuCrZr	1,6 mm	1/16"	30 mm	1"-3/16	140.0590	20
2	MD0005-90		M8 - CuCrZr	2,0 mm	5/64"	30 mm	1"-3/16	140.0656	20
2	MD0005-94		M8 - CuCrZr	2,4 mm	3/32"	30 mm	1"-3/16	-	20
3	MD0063-00		M6 - brass			28 mm	1"-3/32	142.0005	20
3	MD0064-00		M8 - brass			28 mm	1"-3/32	142.0020	20
3	MD0131-00		M6 - brass			32 mm	1"-1/4	142.0011	20
3	MD0132-00		M8 - brass			32 mm	1"-1/4	142.0024	20
4	ME0017		plastic			32,8 mm	1"-9/32	014.0261	10
4	ME0041		plastic			32,8 mm	1"-9/32	014.0021	10
4	ME0417		high-tech plastic			32,8 mm	1"-9/32	-	10
4	ME0517		ceramic			32,8 mm	1"-9/32	014.0023	10
20	GM0874		red steel liner	1,0 ÷ 1,2 mm	.040" ÷ .045"	3 m	10'	-	1
20	GM0875		red steel liner	1,0 ÷ 1,2 mm	.040" ÷ .045"	4 m	12'	-	1
20	GM0876		red steel liner	1,0 ÷ 1,2 mm	.040" ÷ .045"	5 m	16.4'	-	1

	CODE			
5	MF1522		Ergofresh 350G torch head	1
6	MT0563		trigger kit	1
7	MT0568		handle kit	1
7	MT0566		pistol grip	1
8	MH0821-030		coaxial cable - 3 m / 10'	1
8	MH0821-040		coaxial cable - 4 m / 12'	1
8	MH0821-050		coaxial cable - 5 m / 16.4'	1
8	MQ0127-030		outer cover kit - 3 m / 10'	1
8	MQ0127-040		outer cover kit - 4 m / 12'	1
8	MQ0127-050		outer cover kit - 5 m / 16.4'	1

	CODE			
8	MQ0388-030		spare leather cover kit - Velcro® 3 m / 10'	1
8	MQ0388-040		spare leather cover kit - Velcro® 4 m / 12'	1
8	MQ0388-050		spare leather cover kit - Velcro® 5 m / 16.4'	1
9	MT0569		vacuum box kit	1
9	MT0572		back box spring kit	1
9	MT0570		back box kit Euro - air	1
9	AR0070		EURO connector - air	1
8	BW0020		metal EURO nut	10
8	FA0026		liner nut M10x1	10

STANDARD

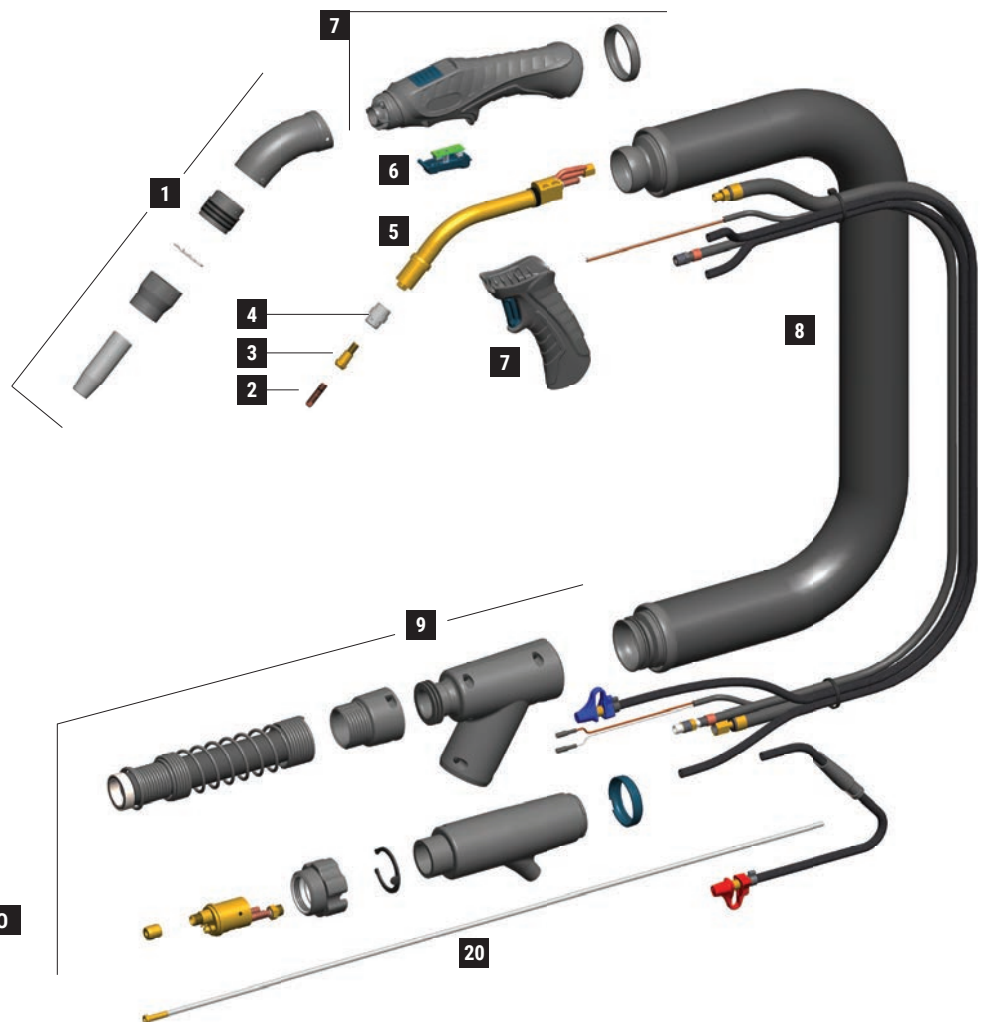
# ERGOFRESH 300W

CE EN60974-7



CODE	↔			
	3 m	10'		
MB2650-030	3 m	10'		1
MB2650-040	4 m	12'		1
MB2650-050	5 m	16.4'		1

TECHNICAL DATA			
ERGOFRESH 300W			
	1,5 kg	3.31 lb	
	113		
	0,8 ÷ 1,2 mm	.030" ÷ .045"	
	300A CO2 - 250A Mix		
	2÷4 bar		
	1,6 l/min		
	<b>3 m</b>	<b>4 m</b>	<b>5 m</b>
	80 m³/h	87 m³/h	95 m³/h
	130 m³/h	140 m³/h	152 m³/h
	90 %	90 %	90 %
	3700 Pa	4200 Pa	4700 Pa



EURO

	CODE			Ø				REF	
1	MC0601		nozzle	12,5 mm	1/2"	63,5 mm	2" 1/2	-	10
1	FB0942		vacuum nozzle	35 mm	1" 3/8	35 mm	1" 3/8	-	1
1	EA2071		locking spring	33 mm	1" 5/16	-	-	-	3
1	FB0941		locking bush	34 mm	1" 11/32	27 mm	1" 1/16	-	1
1	FB0945		vacuum tube	36,7 mm	1" 7/16	93 mm	3" 21/32	-	1
2	MD0008-78		M6 - CuCrZr	0,8 mm	.030"	25 mm	31/32"	-	20
2	MD0008-80		M6 - CuCrZr	1,0 mm	.040"	25 mm	31/32"	-	20
2	MD0008-82		M6 - CuCrZr	1,2 mm	.045"	25 mm	31/32"	-	20
3	MD0138-00		M6 - brass			26 mm	1" 1/32	142.0003	10
4	ME0084		plastic			20 mm	25/32"	012.0183	10
4	ME0086		silicon			20 mm	25/32"	-	10
4	ME0484		plastic compound high tech			20 mm	25/32"	-	10
4	ME0584		ceramic			20 mm	25/32"	-	10
20	GM0880		uncoated steel liner	1,0 ÷ 1,2 mm	.040" ÷ .045"	3 m	10'	-	1
20	GM0881		uncoated steel liner	1,0 ÷ 1,2 mm	.040" ÷ .045"	4 m	12'	-	1
20	GM0882		uncoated steel liner	1,0 ÷ 1,2 mm	.040" ÷ .045"	5 m	16.4'	-	1

	CODE			
5	MG0293		Ergofresh 300W torch head	1
6	MT0563		trigger kit	1
7	MT0568		handle kit	1
7	MT0566		pistol grip	1
8	MN2015-030		cable assembly - 3 m / 10'	1
8	MN2015-040		cable assembly - 4 m / 12'	1
8	MN2015-050		cable assembly - 5 m / 16.4'	1
8	MQ0127-030		outer cover kit - 3 m / 10'	1
8	MQ0127-040		outer cover kit - 4 m / 12'	1
8	MQ0127-050		outer cover kit - 5 m / 16.4'	1

	CODE			
8	MQ0388-030		spare leather cover kit - Velcro® 3 m / 10'	1
8	MQ0388-040		spare leather cover kit - Velcro® 4 m / 12'	1
8	MQ0388-050		spare leather cover kit - Velcro® 5 m / 16.4'	1
9	MT0569		vacuum box kit	1
9	MT0572		back box spring kit	1
9	MT0571		back box kit Euro - water	1
9	AR0052		EURO connector - water	1
8	BW0020		metal EURO nut	10
8	FA0026		liner nut M10x1	10

STANDARD

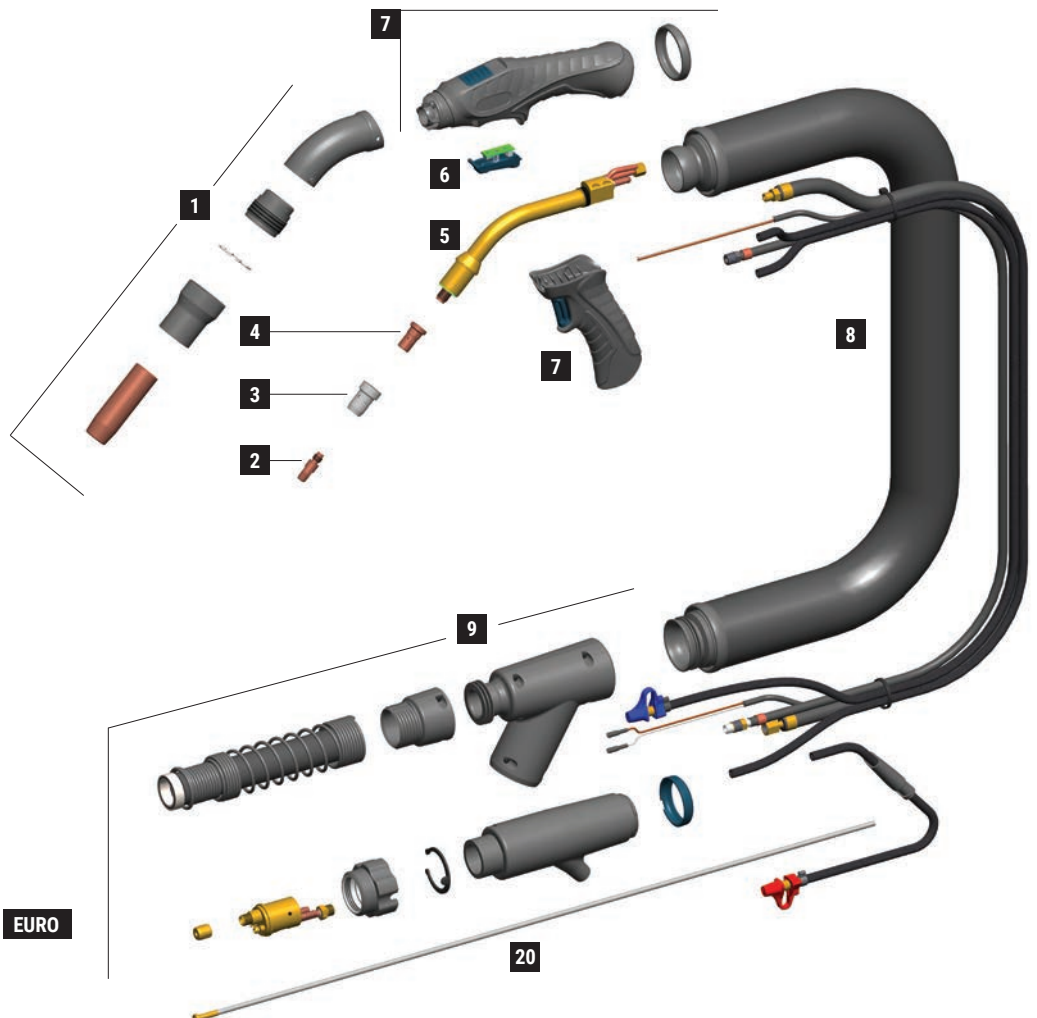
# ERGOFRESH 500W

CE EN60974-7




CODE	↔			
MB2651-030	3 m	10'		1
MB2651-040	4 m	12'		1
MB2651-050	5 m	16.4'		1

TECHNICAL DATA			
ERGOFRESH 500W			
	1,65 kg	3.64 lb	
	113		
	1,0 ÷ 2,4 mm	.040" ÷ 3/32"	
	500A CO2 - 450A Mix		
	2÷4 bar		
	1,6 l/min		
	<b>3 m</b>	<b>4 m</b>	<b>5 m</b>
	80 m³/h	87 m³/h	95 m³/h
	130 m³/h	140 m³/h	152 m³/h
	90 %	90 %	90 %
	3700 Pa	4200 Pa	4700 Pa





	CODE			Ø		↔		REF	
1	MC0621		nozzle	16 mm	5/8"	76 mm	3"	-	10
1	FB0944		vacuum nozzle	40 mm	1" 9/16	50 mm	1" 31/32	-	1
1	EA2070		locking spring	36,5 mm	1" 7/16	-	-	-	3
1	FB0940		locking bush	36 mm	1" 13/32	30,5 mm	1" 3/16	-	1
1	FB0945		vacuum tube	36,7 mm	1" 7/16	93 mm	3" 21/32	-	1
2	MD0005-80		M8 - CuCrZr	1,0 mm	.040"	30 mm	1"-3/16	140.0316	20
2	MD0005-82		M8 - CuCrZr	1,2 mm	.045"	30 mm	1"-3/16	140.0445	20
2	MD0005-84		M8 - CuCrZr	1,4 mm	.052"	30 mm	1"-3/16	140.0536	20
2	MD0005-86		M8 - CuCrZr	1,6 mm	1/16"	30 mm	1"-3/16	140.0590	20
3	ME0076		M8 - brass			25 mm	31/32"	-	10
3	ME0083		M8 - brass			29 mm	1"-5/32	-	10
3	ME0390		M8 - copper			25 mm	31/32"	-	10
4	ME0074		plastic			28 mm	1"-3/32	-	10
4	ME0079		plastic			29 mm	1"-5/32	300029	10
4	ME0479		high-tech plastic			28 mm	1"-3/32	-	10
4	ME0579		ceramic	16 mm	5/8"	28 mm	1"-3/32	-	10
20	GM0886		uncoated steel liner	1,2 ÷ 1,6 mm	.045" ÷ 1/16"	3 m	10'	-	1
20	GM0887		uncoated steel liner	1,2 ÷ 1,6 mm	.045" ÷ 1/16"	4 m	12'	-	1
20	GM0888		uncoated steel liner	1,2 ÷ 1,6 mm	.045" ÷ 1/16"	5 m	16.4'	-	1

	CODE			
5	FB1278		insulator	10
6	MG0292		Ergofresh 500W torch head	1
6	MT0563		trigger kit	1
7	MT0568		handle kit	1
7	MT0566		pistol grip	1
8	MN2015-030		cable assembly - 3 m / 10'	1
8	MN2015-040		cable assembly - 4 m / 12'	1
8	MN2015-050		cable assembly - 5 m / 16.4'	1
8	MQ0127-030		outer cover kit - 3 m / 10'	1
8	MQ0127-040		outer cover kit - 4 m / 12'	1
8	MQ0127-050		outer cover kit - 5 m / 16.4'	1

	CODE			
8	MQ0388-030		spare leather cover kit - Velcro® 3 m / 10'	1
8	MQ0388-040		spare leather cover kit - Velcro® 4 m / 12'	1
8	MQ0388-050		spare leather cover kit - Velcro® 5 m / 16.4'	1
9	MT0569		vacuum box kit	1
9	MT0572		back box spring kit	1
9	MT0571		back box kit Euro - water	1
9	AR0052		EURO connector - water	1
8	BW0020		metal EURO nut	10
8	FA0026		liner nut M10x1	10

STANDARD


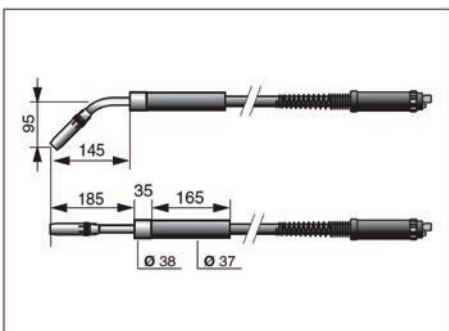
# AUTOPLUS 36

CE EN60974-7



CODE	↔		📄	🔌
MA0574	3 m	10'	45°	 EURO
MA0577	3 m	10'	0°	

TECHNICAL DATA	
	<b>AUTOPLUS 36</b>
	0,9 kg   1.98 lb
<b>V PEAK</b>	113
	0,8 ÷ 1,6 mm   .030" ÷ 1/16"
<b>X 60%</b>	340A CO2 - 320A Mix




	CODE			Ø				REF	
1	MC0026		nozzle - 2,5 mm thickness	12 mm	1/2"	84 mm	3"-5/16	145.0126	10
1	MC0027		nozzle - 2,5 mm thickness	16 mm	5/8"	84 mm	3"-5/16	145.0078	10
1	MC0028		nozzle - 2,5 mm thickness	19 mm	3/4"	84 mm	3"-5/16	145.0045	10
1	MC0109		nozzle - 2,5 mm thickness	17 mm	21/32"	84 mm	3"-5/16	-	10
1	MC0110		nozzle - 2,5 mm thickness	20 mm	25/32"	90 mm	3"-17/32	145.0172	10
1	MC0440		nozzle - 2 mm thickness	16 mm	5/8"	84 mm	3"-5/16		10
1	MC0527		quick release nozzle - 2,5 mm thickness	16 mm	5/8"	84 mm	3"-5/16	-	10
1	MC0540		quick release light nozzle - 2 mm thickness	16 mm	5/8"	84 mm	3"-5/16	-	10
2	MD0009-76		M6 - CuCrZr	0,6 mm	.023"	28 mm	1"-3/32	-	20
2	MD0009-78		M6 - CuCrZr	0,8 mm	.030"	28 mm	1"-3/32	140.0054	20
2	MD0009-80		M6 - CuCrZr	1,0 mm	.040"	28 mm	1"-3/32	140.0245	20
2	MD0009-82		M6 - CuCrZr	1,2 mm	.045"	28 mm	1"-3/32	140.0382	20
2	MD0009-84		M6 - CuCrZr	1,4 mm	.052"	28 mm	1"-3/32	-	20
2	MD0009-86		M6 - CuCrZr	1,6 mm	1/16"	28 mm	1"-3/32	-	20
3	MD0063-00			M6 - brass			28 mm	1"-3/32	142.0005
3	MD0064-00		M8 - brass			28 mm	1"-3/32	142.0020	20
3	MD0131-00		M6 - brass			32 mm	1"-1/4	142.0011	20
3	MD0132-00		M8 - brass			32 mm	1"-1/4	142.0024	20
4	ME0017		plastic			32,8 mm	1"-9/32	014.0261	10
4	ME0041		plastic			32,8 mm	1"-9/32	014.0021	10
4	ME0417		high-tech plastic			32,8 mm	1"-9/32	-	10
4	ME0517		ceramic			32,8 mm	1"-9/32	014.0023	10
20	GM0540		yellow steel liner	1,2 ÷ 1,6 mm	.045" ÷ 1/16"	3 m	10'	124.0041	1

	CODE			
5	MF0077		Autoplus 36 torch head - 45°	1
5	MF0078		Autoplus 36 torch head - 0°	1
7	MP0125		handle	1
8	MH0120		coaxial cable - 3 m / 10'	1

	CODE			
9	AR0070		EURO connector - air	1
9	BW0020		metal EURO nut	10
9	FA0026		liner nut M10x1	10
9	MT0229		Back box kit EURO	1

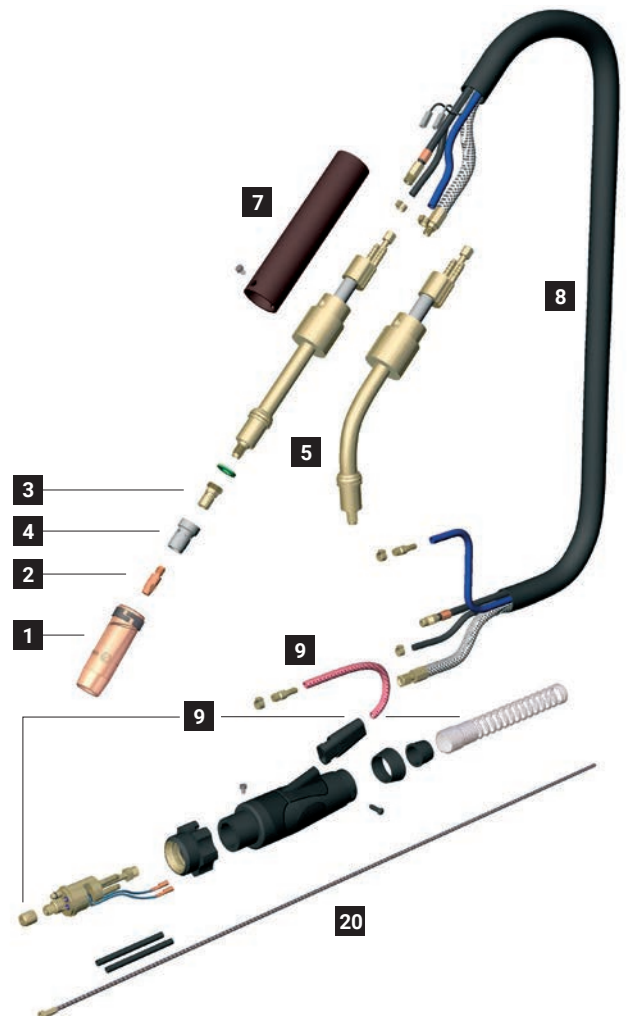
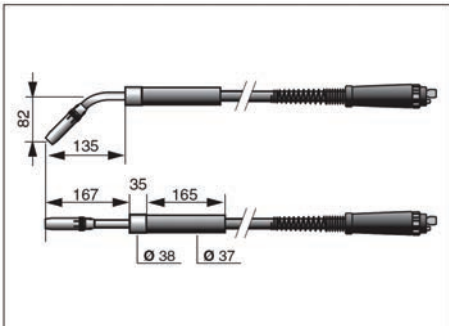
# AUTOPLUS 500

CE EN60974-7



CODE	↔		📄	📏	 EURO
	1,5 m	5'			
MB0560	1,5 m	5'	0°	 EURO	
MB0561	1,5 m	5'	50°		
MB0562	3 m	10'	50°		
MB0565	3 m	10'	0°		

TECHNICAL DATA	
	<b>AUTOPLUS 500</b>
	1,1 kg   2.43 lb
<b>V PEAK</b>	113
	1,0 ÷ 2,4 mm   .040" ÷ 3/32"
<b>X 100%</b>	500A CO <sub>2</sub> - 450A Mix
	2÷4 bar
	1,6 l/min



	CODE			Ø		↔		REF	
1	MC0268		nozzle - 2,5 mm thickness	16 mm	5/8"	76 mm	3"	145.0085	10
1	MC0276		nozzle - 2 mm thickness	16 mm	5/8"	76 mm	3"	145.0085	10
1	MC0290		nozzle - 2,5 mm thickness	14 mm	9/16"	76 mm	3"	145.0132	10
1	MC0291		nozzle - 2,5 mm thickness	20 mm	25/32"	76 mm	3"	145.0051	10
1	MC0292		nozzle - 2,5 mm thickness	15 mm	19/32"	76 mm	3"	-	10
1	MC0293		nozzle - 2,5 mm thickness	20 mm	25/32"	82 mm	3-7/32"	145.0179	10
1	MC0340		heavy duty nozzle - 3 mm thickness	16 mm	5/8"	76 mm	3"	-	10
1	MC0568		quick release nozzle - 2,5 mm thickness	16 mm	5/8"	76 mm	3"	-	10
1	MC0576		quick release light nozzle - 2 mm thickness	16 mm	5/8"	76 mm	3"	-	10
2	MD0005-80		M8 - CuCrZr	1,0 mm	.040"	30 mm	1"-3/16	140.0316	20
2	MD0005-82		M8 - CuCrZr	1,2 mm	.045"	30 mm	1"-3/16	140.0445	20
2	MD0005-84		M8 - CuCrZr	1,4 mm	.052"	30 mm	1"-3/16	140.0536	20
2	MD0005-86		M8 - CuCrZr	1,6 mm	1/16"	30 mm	1"-3/16	140.0590	20
2	MD0005-90		M8 - CuCrZr	2,0 mm	5/64"	30 mm	1"-3/16	140.0656	20
3	ME0076		M8 - brass			25 mm	31/32"	-	10
3	ME0081		M6 - brass			25 mm	31/32"	-	10
3	ME0083		M8 - brass			29 mm	1"-5/32	-	10
3	ME0390		M8 - copper			25 mm	31/32"	-	10
4	ME0074		plastic			28 mm	1"-3/32	-	10
4	ME0079		plastic			29 mm	1"-5/32	300029	10
4	ME0479		high-tech plastic			28 mm	1"-3/32	-	10
4	ME0579		ceramic	16 mm	5/8"	28 mm	1"-3/32	-	10
20	GM0530		uncoated steel liner	1,2 ÷ 1,6 mm	.045" ÷ 1/16"	3 m	10'	-	1

	CODE			
5	FB1278		insulator	10
5	MG0061		Autoplus 500 torch head - 50°	1
5	MG0062		Autoplus 500 torch head - 0°	1
7	MP0125		handle	1
8	MN1005		cable assembly - 1,5 m / 5'	1

	CODE			
8	MN1015		cable assembly - 3 m / 10'	1
9	AR0052		EURO connector	1
9	BW0020		metal EURO nut	10
9	FA0026		liner nut M10x1	10
9	MT0101		Back box kit	1

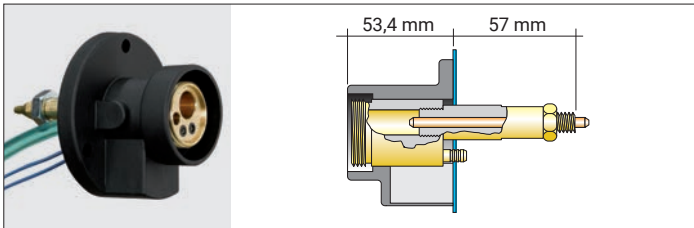
	CODE	↔
8b	QB0072	3 m / 10'
8c	QB0080	3 m / 10'
8d	QB0076	3 m / 10'
8e	QA0019	3 m / 10'
8f	MQ0205	3 m / 10'

# EURO CONNECTORS

MACHINE SIDE

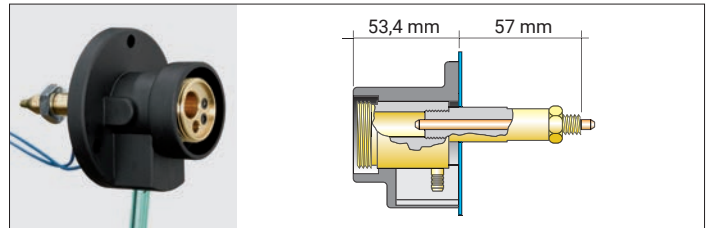


## EURO AXIAL



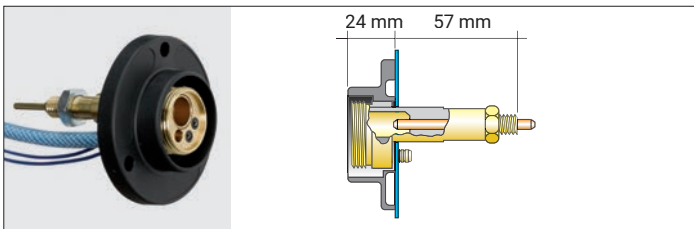
CODE			
AT0001		Euro axial	1
AM0053		brass guide 27 mm M12x1	5
AM3001		capillary tube 88 mm	10
AM6000		axial Euro body (f)	1
BW0010		Euro housing	10
EA0072		nut M12	50

## EURO RADIAL



CODE			
AT0002		Euro radial	1
AM0053		brass guide 27 mm M12x1	5
AM3001		capillary tube 88 mm	10
AM6001		radial Euro body (f)	1
BW0010		Euro housing	10
EA0072		nut M12	50

## MINI EURO



CODE			
AT0004		Mini Euro	1
AM3109		capillary tube 60 mm	10
BW0230		Mini Euro housing	10
EA0072		nut M12	50
AM6103		Mini Euro body (f)	1


CODE			
AM0034		brass guide 46 mm M12x1	5
AM0035		brass guide 15 mm M12x1	5
AM0038		brass guide 39 mm M12x1	5
AM0065		brass guide 35,5 mm M12x1	5
AM3013		capillary tube 101 mm	10
AM3014		capillary tube 200 mm	10
AM3018		capillary tube 131 mm	10
AM3065		capillary tube 124 mm	10
AM9001		current clamp	1
BW0014		Euro housing 2 holes	10
BW0264		Mini Euro housing	10
EA0073		nut M12x1	50
EA0094		Washer 2 mm	10







## EURO CONNECTORS

TORCH SIDE










### EURO CONNECTOR




CODE			
AR0052		EURO connector	1
BX0702		spring pin	
FA0026		liner nut M10x1	10







### EURO CONNECTOR




CODE			
AR0054		EURO connector	1
BX0700		spring pin	10
FA0026		liner nut M10x1	10







### EURO CONNECTOR - SHORT



CODE			
AR0070		EURO connector - air	1
BX0700		spring pin	10
FA0026		liner nut M10x1	10

### EURO-TW CONNECTOR



CODE			
AR0083		EURO-TW connector	1
BX0700		spring pin	10
FA0027		liner nut M11x1	10

CODE			
BW0018		Euro nut plastic	10
BW0020		metal EURO nut	10
EA0128		O-ring Ø 4x1 mm	10

## KITS FOR 5/8-18 UNF CONNECTOR

Complete connection kits for machines with American-type connections.  
Kits to be assembled on torches with 5/8-18 UNF connectors.



### TWECO® 1-4 COMPLETE CONNECTION KIT

CODE		
AR0170	Tweco® 1-4 complete connection Kit	

### TWECO® 5 COMPLETE CONNECTION KIT

CODE		
AR0171	Tweco® 5 complete connection Kit	

Only for Tweco® 5

### "L" LINCOLN® COMPLETE CONNECTION KIT

CODE		
AR0172	"L" Lincoln® complete connection Kit	

Suitable for Lincoln® Wire Feeders and machines SP150, SP200, LN7, LN8, LN25, LN742, Synergic 7, LN10, DH10 and for LF-72 and LF-74 Wire Feeders

### "L1" LINCOLN® COMPLETE CONNECTION KIT

CODE		
AR0179	"L1" Lincoln® complete connection Kit	

Suitable for Lincoln SP140C and SP180C

### "L2" LINCOLN® COMPLETE CONNECTION KIT

CODE		
AR0177	"L2" Lincoln® complete connection Kit	

Suitable for Lincoln® Powermig and Wirematic systems

### "L3" LINCOLN® COMPLETE CONNECTION KIT

CODE		
AR0178	"L3" Lincoln® complete connection Kit	

Suitable for Lincoln® Wire Feeders: LF-72, LF-74, Power Feed® M10M, LN-10, DH10, STT-10, LN-15, Power Feed® M15, LN-25 Pro, Power Feed® 25M

### "L4" LINCOLN® COMPLETE CONNECTION KIT

CODE		
AR0176	"L4" Lincoln® complete connection Kit	

Suitable for Lincoln® SP140T and SP180T

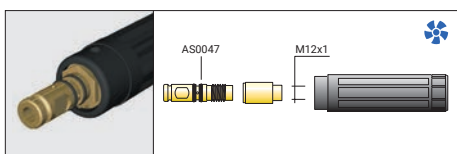
### "M" MILLER® COMPLETE CONNECTION KIT

CODE		
AR0173	"M" Miller® complete connection Kit	

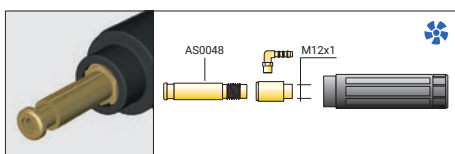
Suitable for most Miller® Wire Feeders and compact welding machines



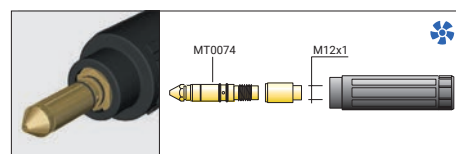
# CONNECTORS ADAPTORS



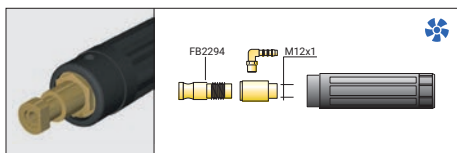
CODE		
AR0130	Tweco® 1/4 connector (m)	1



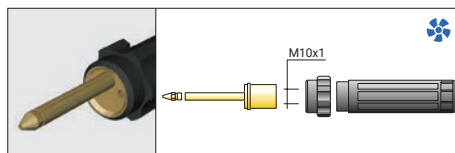
CODE		
AR0134	Lincoln® connector (m)	1



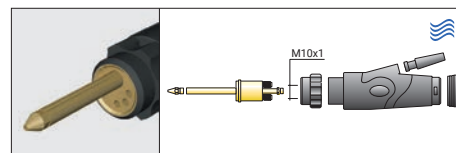
CODE		
AR0135	Miller® connector (m)	1



CODE		
AR0137	National® connector (m)	1



CODE		
AR0142	Fronius® connector (m)	1



CODE		
AR0157	Fronius® connector (m) external	1


## ADAPTORS

CODE		→	
AS0007		Tweco® 2 - 3 - 4 → Euro	1
AS0015		Euro → Cea®	1
AS0016		Euro → Nuova Cerso®	1
AS0018		Euro → Sinco®	1
AS0019		Euro → Tweco® 2 - 3 - 4	1

CODE		→	
AS0023		Euro → Cem	1
AS0024		Euro → Esab®	1
AS0053		Euro → Hitachi®	1
AS0062		Euro → Miller®	1

# MIG LINERS

Coated steel liners

































CODE		↔		∅		COLOR	∅ INT	∅ NO COVER	∅ EXT			REF	
GM0218		3 m	10'	0,6 ÷ 1,0 mm	.023" ÷ .040"		1,4 mm	4 mm	4,6 mm	MS0047 - Euro	TOPS 100 TOPS 140V		1
GM0011		5 m	16.4'	0,6 ÷ 0,9 mm	.023" ÷ .035"		1,4 mm	4 mm	4,6 mm	MS0005 - Euro / Tweco®	TMAX 300 HD TMAX 400 TMAX 500 MAXI 150 MAXI 250 MAXI 350 MAXI 450	42-3035-15	1
GM0012		5 m	16.4'	1,0 ÷ 1,2 mm	.040" ÷ .045"		2,0 mm	4 mm	4,6 mm	MS0005 - Euro / Tweco®		42-4045-15	1
GM0013		5 m	16.4'	1,2 ÷ 1,6 mm	.045" ÷ 1/16"		2,2 mm	4,6 mm	5,2 mm	MS0006 - Euro / Tweco®		44-116-15	1
GM0221		4,6 m	15'	1,6 ÷ 2,0 mm	1/16" ÷ 5/64"		2,4 mm	4,6 mm	5,2 mm	MS0006 - Euro / Tweco®			1
GM0226		4,6 m	15'	0,9 ÷ 1,2 mm	.035" ÷ .045"		1,9 mm	4,6 mm	5,2 mm	MS0006 - Euro / Tweco®			1
GM0500		3 m	10'	0,6 ÷ 0,9 mm	.023" ÷ .035"		1,4 mm	4 mm	4,6 mm	MS0007 - Euro	TMAX 3001 TMAX 4001 TMAX 5001 MAXI 4000 MAXI 6000 PLUS 14 PLUS 15 PLUS 24 PLUS 25 PLUS 26 PLUS 36 PLUS 600	124.0011	1
GM0501		4 m	12'	0,6 ÷ 0,9 mm	.023" ÷ .035"		1,4 mm	4 mm	4,6 mm	MS0007 - Euro		124.0012	1
GM0502		5 m	16.4'	0,6 ÷ 0,9 mm	.023" ÷ .035"		1,4 mm	4 mm	4,6 mm	MS0007 - Euro		124.0015	1
GM0510		3 m	10'	1,0 ÷ 1,2 mm	.040" ÷ .045"		2 mm	4 mm	4,6 mm	MS0007 - Euro		124.0026	1
GM0511		4 m	12'	1,0 ÷ 1,2 mm	.040" ÷ .045"		2 mm	4 mm	4,6 mm	MS0007 - Euro		124.0031	1
GM0512		5 m	16.4'	1,0 ÷ 1,2 mm	.040" ÷ .045"		2 mm	4 mm	4,6 mm	MS0007 - Euro		124.0035	1
GM0540		3 m	10'	1,2 ÷ 1,6 mm	.045" ÷ 1/16"		2,4 mm	4,2 mm	4,7 mm	MS0007 - Euro		124.0041	1
GM0541		4 m	12'	1,2 ÷ 1,6 mm	.045" ÷ 1/16"		2,4 mm	4,2 mm	4,7 mm	MS0007 - Euro		124.0042	1
GM0542		5 m	16.4'	1,2 ÷ 1,6 mm	.045" ÷ 1/16"		2,4 mm	4,2 mm	4,7 mm	MS0007 - Euro		124.0044	1
GM0006		4 m	12'	1,2 ÷ 1,6 mm	.045" ÷ 1/16"		2,2 mm	4,6 mm	5,2 mm	MS0008 - Euro			1
GM0574		3 m	10'	1,6 ÷ 2,4 mm	1/16" ÷ 3/32"		3 mm	4,5 mm	5,2 mm	MS0046 - Euro			1
GM0575		4 m	12'	1,6 ÷ 2,4 mm	1/16" ÷ 3/32"		3 mm	4,5 mm	5,2 mm	MS0046 - Euro			1
GM0576		5 m	16.4'	1,6 ÷ 2,4 mm	1/16" ÷ 3/32"		3 mm	4,5 mm	5,2 mm	MS0046 - Euro			1
GM0519		8 m	26'	1,0 ÷ 1,2 mm	.040" ÷ .045"		2 mm	4 mm	4,6 mm	MS0007 - Euro		PUSH PULL 36 PUSH PULL 400	
GM0543		8 m	26'	1,2 ÷ 1,6 mm	.045" ÷ 1/16"		2,4 mm	4,2 mm	4,7 mm	MS0007 - Euro			1

## MIG LINERS


Uncoated steel liners



CODE						COLOR	Ø INT	Ø NO COVER	Ø EXT			REF	
GM0522		3 m	10'	0,6 ÷ 0,9 mm	.023" ÷ .035"		1,4 mm		4 mm	MS0007 - Euro	PLUS 240 PLUS 400 PLUS 500 PLUS 555 PLUS 505 PLUS 600 PLUS 601		1
GM0523		4 m	12'	0,6 ÷ 0,9 mm	.023" ÷ .035"		1,4 mm		4 mm	MS0007 - Euro			1
GM0524		5 m	16.4'	0,6 ÷ 0,9 mm	.023" ÷ .035"		1,4 mm		4 mm	MS0007 - Euro			1
GM0526		3 m	10'	1,0 ÷ 1,2 mm	.040" ÷ .045"		2 mm		4,5 mm	MS0007 - Euro			1
GM0527		4 m	12'	1,0 ÷ 1,2 mm	.040" ÷ .045"		2 mm		4,5 mm	MS0007 - Euro			1
GM0528		5 m	16.4'	1,0 ÷ 1,2 mm	.040" ÷ .045"		2 mm		4,5 mm	MS0007 - Euro			1
GM0530		3 m	10'	1,2 ÷ 1,6 mm	.045" ÷ 1/16"		2,5 mm		4,5 mm	MS0007 - Euro			1
GM0531		4 m	12'	1,2 ÷ 1,6 mm	.045" ÷ 1/16"		2,5 mm		4,5 mm	MS0007 - Euro			1
GM0532		5 m	16.4'	1,2 ÷ 1,6 mm	.045" ÷ 1/16"		2,5 mm		4,5 mm	MS0007 - Euro			1
GM0534		3 m	10'	1,6 ÷ 2,4 mm	1/16" ÷ 3/32"		3 mm		4,5 mm	MS0045 - Euro			1
GM0535		4 m	12'	1,6 ÷ 2,4 mm	1/16" ÷ 3/32"		3 mm		4,5 mm	MS0045 - Euro			1
GM0536		5 m	16.4'	1,6 ÷ 2,4 mm	1/16" ÷ 3/32"		3 mm		4,5 mm	MS0045 - Euro			1

## MIG LINERS

Teflon® liners




CODE				COLOR	Ø INT	Ø EXT	O RING				
GM0230	red Teflon® liner	4,6 m 15'	1,0 ÷ 1,2 mm .040" ÷ .045"		2 mm	4 mm	EA0120	MS0057 - Euro TW	MS0001 - Euro TW	TMAX 300 HD TMAX 400 TMAX 500 MAXI 150 MAXI 250 MAXI 350 MAXI 450	1
GM0624	black Teflon® + 2% carbon liner	4,6 m 15'	1,0 ÷ 1,2 mm .040" ÷ .045"		2 mm	4 mm	EA0120	MS0057 - Euro TW original	MS0001 - Euro TW		1
GM0231	yellow Teflon® liner	4,6 m 15'	1,2 ÷ 1,6 mm .045" ÷ 1/16"		3 mm	4,5 mm	EA0120	MS0058 - Euro TW original	MS0002 - Euro TW		1
GM0600	blue Teflon® liner	3 m 10'	0,6 ÷ 0,9 mm .023" ÷ .035"		1,5 mm	4 mm	EA0210		MS0003 - Euro	MAXI 4000 MAXI 6000 PLUS 14 PLUS 15 PLUS 24 PLUS 25 PLUS 26 PLUS 36 PLUS 240 PLUS 400 PLUS 500 PLUS 555 PLUS 505 PLUS 600 PLUS 601	1
GM0601	blue Teflon® liner	4 m 12'	0,6 ÷ 0,9 mm .023" ÷ .035"		1,5 mm	4 mm	EA0210		MS0003 - Euro		1
GM0602	blue Teflon® liner	5 m 16.4'	0,6 ÷ 0,9 mm .023" ÷ .035"		1,5 mm	4 mm	EA0210		MS0003 - Euro		1
GM0610	red Teflon® liner	3 m 10'	1,0 ÷ 1,2 mm .040" ÷ .045"		2 mm	4 mm	EA0210		MS0003 - Euro		1
GM0611	red Teflon® liner	4 m 12'	1,0 ÷ 1,2 mm .040" ÷ .045"		2 mm	4 mm	EA0210		MS0003 - Euro		1
GM0612	red Teflon® liner	5 m 16.4'	1,0 ÷ 1,2 mm .040" ÷ .045"		2 mm	4 mm	EA0210		MS0003 - Euro		1
GM0625	black Teflon® + 2% carbon liner	3 m 10'	1,0 ÷ 1,2 mm .040" ÷ .045"		2 mm	4 mm	EA0210		MS0003 - Euro		1
GM0626	black Teflon® + 2% carbon liner	4 m 12'	1,0 ÷ 1,2 mm .040" ÷ .045"		2 mm	4 mm	EA0210		MS0003 - Euro		1
GM0627	black Teflon® + 2% carbon liner	5 m 16.4'	1,0 ÷ 1,2 mm .040" ÷ .045"		2 mm	4 mm	EA0210		MS0003 - Euro		1
GM0760	yellow Teflon® liner	3 m 10'	1,2 ÷ 1,6 mm .045" ÷ 1/16"		3 mm	4,5 mm	EA0210		MS0004 - Euro		1
GM0761	yellow Teflon® liner	4 m 12'	1,2 ÷ 1,6 mm .045" ÷ 1/16"		3 mm	4,5 mm	EA0210		MS0004 - Euro		1
GM0762	yellow Teflon® liner	5 m 16.4'	1,2 ÷ 1,6 mm .045" ÷ 1/16"		3 mm	4,5 mm	EA0210		MS0004 - Euro		1
GM0614	red Teflon® liner	8 m 26'	1,0 ÷ 1,2 mm .040" ÷ .045"		2 mm	4 mm	EA0210		MS0003 - Euro	PUSH PULL 36 PUSH PULL 400	1
GM0965	black Nylon® + 12% Graphite liner	8 m 26'	1,0 ÷ 1,2 mm .040" ÷ .045"		2 mm	4 mm	EA0210		MS0003 - Euro		1
GM0764	yellow Teflon® liner	8 m 26'	1,2 ÷ 1,6 mm .045" ÷ 1/16"		3 mm	4,5 mm	EA0210		MS0004 - Euro		1

## LINER SPARE PARTS

CODE		
AM3106		capillary tube for Teflon® liner Ø4,3x5 L=250 mm 10
AM3110		capillary tube for Teflon® liner Ø4,3x5 L=140 mm 10
GM0241		copper terminal for Ø 4,5 mm liner L=330 mm 1
GM0310		copper terminal for Ø 4,1 mm liner L=330 mm 1

# MIG LINERS

Liners with copper terminal




**GM0310** Ø 4,1x330 mm  
**GM0241** Ø 4,5x330 mm

CODE		↔		Ø		COLOR	Ø INT	Ø EXT	O RING				
GM0705	red Teflon® liner	4,6 m	15'	1,0 ÷ 1,2 mm	.040" ÷ .045"		2 mm	4 mm	EA0120	MS0057 - Euro TW original	MS0001 - Euro TW	TMAX 300 HD TMAX 400 TMAX 500 MAXI 150 MAXI 250 MAXI 350 MAXI 450	1
GM0706	black Teflon® + 2% carbon liner	4,6 m	15'	1,0 ÷ 1,2 mm	.040" ÷ .045"		2 mm	4 mm	EA0120	MS0057 - Euro TW original	MS0001 - Euro TW		1
GM0707	black Nylon® + 12% Graphite liner	4,6 m	15'	1,0 ÷ 1,2 mm	.040" ÷ .045"		2 mm	4 mm	EA0120	MS0057 - Euro TW original	MS0001 - Euro TW		1
GM0237	yellow Teflon® liner	4,6 m	15'	1,2 ÷ 1,6 mm	.045" ÷ 1/16"		3 mm	4,5 mm	EA0120	MS0058 - Euro TW original	MS0002 - Euro TW		1
GM0733	black Teflon® + 2% carbon liner	4,6 m	15'	1,2 ÷ 1,6 mm	.045" ÷ 1/16"		2,3 mm	4,7 mm	EA0120	MS0058 - Euro TW original	MS0002 - Euro TW		1
GM0739	black Nylon® + 12% Graphite liner	4,6 m	15'	1,2 ÷ 1,6 mm	.045" ÷ 1/16"		2,3 mm	4,7 mm	EA0120	MS0058 - Euro TW original	MS0002 - Euro TW		1
GM0710	blue Teflon® liner	3 m	10'	0,6 ÷ 0,9 mm	.023" ÷ .035"		1,5 mm	4 mm	EA0210		MS0003 - Euro	TMAX3001 TMAX 4001TMAX 5001 MAXI 4000 MAXI 6000 PLUS 14 PLUS 15 PLUS 24 PLUS 25 PLUS 26 PLUS 36 PLUS 240 PLUS 400 PLUS 500 PLUS 555 PLUS 600 PLUS 601	1
GM0711	blue Teflon® liner	4 m	12'	0,6 ÷ 0,9 mm	.023" ÷ .035"		1,5 mm	4 mm	EA0210		MS0003 - Euro		1
GM0712	blue Teflon® liner	5 m	16.4'	0,6 ÷ 0,9 mm	.023" ÷ .035"		1,5 mm	4 mm	EA0210		MS0003 - Euro		1
GM0715	red Teflon® liner	3 m	10'	1,0 ÷ 1,2 mm	.040" ÷ .045"		2 mm	4 mm	EA0210		MS0003 - Euro		1
GM0716	red Teflon® liner	4 m	12'	1,0 ÷ 1,2 mm	.040" ÷ .045"		2 mm	4 mm	EA0210		MS0003 - Euro		1
GM0717	red Teflon® liner	5 m	16.4'	1,0 ÷ 1,2 mm	.040" ÷ .045"		2 mm	4 mm	EA0210		MS0003 - Euro		1
GM0720	black Teflon® + 2% carbon liner	3 m	10'	1,0 ÷ 1,2 mm	.040" ÷ .045"		2 mm	4 mm	EA0210		MS0003 - Euro		1
GM0721	black Teflon® + 2% carbon liner	4 m	12'	1,0 ÷ 1,2 mm	.040" ÷ .045"		2 mm	4 mm	EA0210		MS0003 - Euro		1
GM0722	black Teflon® + 2% carbon liner	5 m	16.4'	1,0 ÷ 1,2 mm	.040" ÷ .045"		2 mm	4 mm	EA0210		MS0003 - Euro		1
GM0725	black Nylon® + 12% Graphite liner	3 m	10'	1,0 ÷ 1,2 mm	.040" ÷ .045"		2 mm	4 mm	EA0210		MS0003 - Euro		1
GM0726	black Nylon® + 12% Graphite liner	4 m	12'	1,0 ÷ 1,2 mm	.040" ÷ .045"		2 mm	4 mm	EA0210		MS0003 - Euro		1
GM0727	black Nylon® + 12% Graphite liner	5 m	16.4'	1,0 ÷ 1,2 mm	.040" ÷ .045"		2 mm	4 mm	EA0210		MS0003 - Euro		1
GM0730	black Teflon® + 2% carbon liner	3 m	10'	1,2 ÷ 1,6 mm	.045" ÷ 1/16"		2,3 mm	4,7 mm	EA0210		MS0004 - Euro		1
GM0731	black Teflon® + 2% carbon liner	4 m	12'	1,2 ÷ 1,6 mm	.045" ÷ 1/16"		2,3 mm	4,7 mm	EA0210		MS0004 - Euro		1
GM0732	black Teflon® + 2% carbon liner	5 m	16.4'	1,2 ÷ 1,6 mm	.045" ÷ 1/16"		2,3 mm	4,7 mm	EA0210		MS0004 - Euro		1
GM0736	black Nylon® + 12% Graphite liner	3 m	10'	1,2 ÷ 1,6 mm	.045" ÷ 1/16"		2,3 mm	4,7 mm	EA0210		MS0004 - Euro		1
GM0737	black Nylon® + 12% Graphite liner	4 m	12'	1,2 ÷ 1,6 mm	.045" ÷ 1/16"		2,3 mm	4,7 mm	EA0210		MS0004 - Euro		1
GM0740	black Nylon® + 12% Graphite liner	5 m	16.4'	1,2 ÷ 1,6 mm	.045" ÷ 1/16"		2,3 mm	4,7 mm	EA0210		MS0004 - Euro		1
GM0780	yellow Teflon® liner	3 m	10'	1,2 ÷ 1,6 mm	.045" ÷ 1/16"		3 mm	4,5 mm	EA0210		MS0004 - Euro		1
GM0781	yellow Teflon® liner	4 m	12'	1,2 ÷ 1,6 mm	.045" ÷ 1/16"		3 mm	4,5 mm	EA0210		MS0004 - Euro		1
GM0782	yellow Teflon® liner	5 m	16.4'	1,2 ÷ 1,6 mm	.045" ÷ 1/16"		3 mm	4,5 mm	EA0210		MS0004 - Euro		1

## HIGH SLIDING MIG LINERS

Uncoated steel liners




CODE						COLOR	Ø INT	Ø EXT		
GM0850	inner Teflon® liner	3 m	10'	1,0 ÷ 1,2 mm	.040" ÷ .045"		2 mm	4,2 mm	MS0005 - Euro / Tweco®	1
GM0851	inner Teflon® liner	4 m	12'	1,0 ÷ 1,2 mm	.040" ÷ .045"		2 mm	4,2 mm	MS0005 - Euro / Tweco®	1
GM0852	inner Teflon® liner	5 m	16.4'	1,0 ÷ 1,2 mm	.040" ÷ .045"		2 mm	4,2 mm	MS0005 - Euro / Tweco®	1
GM0860	inner Teflon® liner	3 m	10'	1,2 ÷ 1,6 mm	.045" ÷ 1/16"		2,5 mm	5,2 mm	MS0007 - Euro	1
GM0861	inner Teflon® liner	4 m	12'	1,2 ÷ 1,6 mm	.045" ÷ 1/16"		2,5 mm	5,2 mm	MS0007 - Euro	1
GM0862	inner Teflon® liner	5 m	16.4'	1,2 ÷ 1,6 mm	.045" ÷ 1/16"		2,5 mm	5,2 mm	MS0007 - Euro	1

## MIG LINER ROLLS



CODE						COLOR	
GM0330	coated steel liner	50 m	164'	0,6 ÷ 0,9 mm	.023" ÷ .035"		50
GM0331	coated steel liner	50 m	164'	1,2 ÷ 1,6 mm	.045" ÷ 1/16"		50
GM0332	coated steel liner	50 m	164'	1,0 ÷ 1,2 mm	.040" ÷ .045"		50
GM0333	uncoated steel liner	50 m	164'	1,0 ÷ 1,2 mm	.040" ÷ .045"		50
GM0334	uncoated steel liner	50 m	164'	1,2 ÷ 1,6 mm	.045" ÷ 1/16"		50
GM0335	Teflon® liner	100 m	328'	1,0 ÷ 1,2 mm	.040" ÷ .045"		100
GM0336	Teflon® liner	100 m	328'	0,6 ÷ 0,9 mm	.023" ÷ .035"		100
GM0337	Teflon® liner	100 m	328'	1,2 ÷ 1,6 mm	.045" ÷ 1/16"		100

# HOSES & CONNECTORS





CODE			Ø INT	Ø EXT	
QB0016		Black reinforced hose (m)	5 mm	8 mm	100
QB0018		Blue reinforced hose (m)	5 mm	8 mm	100
QB0019		Red reinforced hose (m)	5 mm	8 mm	100
QB0024		Transparent reinforced hose (m)	8 mm	13 mm	100
QB0026		Light blue elastofles hose (m)	4 mm	6 mm	100
QB0028		Transparent reinforced hose (m)	10 mm	15 mm	100
QB0034		Transparent reinforced hose(m)	6 mm	12 mm	100
QB0035		Transparent reinforced hose (m)	5 mm	11 mm	100
QB0037		Black liner hose (m)	6 mm	8 mm	100

CODE			Ø INT	Ø EXT	
MQ0110		black cover rubber hose (m)	18 mm	21 mm	40
MQ0111		black cover rubber hose (m)	25 mm	27 mm	40
MQ0112		black cover rubber hose (m)	28 mm	30 mm	40
MQ0113		black cover rubber hose (m)	20 mm	23 mm	40
MQ0114		black cover rubber hose (m)	40 mm	43 mm	40



CODE			
AU0040		16 mm <sup>2</sup> / 9 mm M M8x1	10
AU0051		16 mm <sup>2</sup> / 9 mm F M10x1	10
CT0540		Ø 15X16 L=10 mm	10



CODE			
AU0121		M10x1 16 - 35 mm <sup>2</sup>	10
AU0131		M10x1 50 mm <sup>2</sup>	10
CT0544		Ø 18X20 L=36 mm	10
CT0545		Ø 22x24 L=36 mm	10



## HOSE-SM 1-EAR HOSE CLAMPS







CODE		Ø	
F11680	HOSE-SM stainless steel 1-ear hose clamp	7 mm	100
F11681	HOSE-SM stainless steel 1-ear hose clamp	7,5 mm	100
F11682	HOSE-SM stainless steel 1-ear hose clamp	8 mm	100
F11683	HOSE-SM stainless steel 1-ear hose clamp	8,7 mm	100
F11685	HOSE-SM stainless steel 1-ear hose clamp	9,5 mm	100
F11687	HOSE-SM stainless steel 1-ear hose clamp	10 mm	100
F11688	HOSE-SM stainless steel 1-ear hose clamp	10,5 mm	100
F11689	HOSE-SM stainless steel 1-ear hose clamp	11 mm	100
F11690	HOSE-SM stainless steel 1-ear hose clamp	11,3 mm	100
F11691	HOSE-SM stainless steel 1-ear hose clamp	12 mm	100
F11692	HOSE-SM stainless steel 1-ear hose clamp	12,3 mm	100

CODE		Ø	
F11693	HOSE-SM stainless steel 1-ear hose clamp	12,8 mm	100
F11694	HOSE-SM stainless steel 1-ear hose clamp	13,3 mm	100
F11695	HOSE-SM stainless steel 1-ear hose clamp	13,8 mm	100
F11696	HOSE-SM stainless steel 1-ear hose clamp	14 mm	100
F11697	HOSE-SM stainless steel 1-ear hose clamp	14,5 mm	100
F11698	HOSE-SM stainless steel 1-ear hose clamp	15,5 mm	100
F11699	HOSE-SM stainless steel 1-ear hose clamp	16,5 mm	100
F11700	HOSE-SM stainless steel 1-ear hose clamp	17,5 mm	100
F11701	HOSE-SM stainless steel 1-ear hose clamp	15,0 mm	100
F11702	HOSE-SM stainless steel 1-ear hose clamp	16,0 mm	100

## HOSE-AP 2-EAR HOSE CLAMPS














CODE		Ø	
F11674	HOSE-AP zinc coated 2-ear hose clamp	7 - 9 mm	100
F11675	HOSE-AP zinc coated 2-ear hose clamp	9 - 11 mm	100
F11676	HOSE-AP zinc coated 2-ear hose clamp	11 - 13 mm	100
F11677	HOSE-AP zinc coated 2-ear hose clamp	13 - 15 mm	100














CODE		Ø	
F11670	HOSE-AP zinc coated 2-ear hose clamp	14 - 17 mm	100
F11678	HOSE-AP zinc coated 2-ear hose clamp	15 - 18 mm	100
F11671	HOSE-AP zinc coated 2-ear hose clamp	20 -23 mm	100
F11672	HOSE-AP zinc coated 2-ear hose clamp	22 - 25 mm	100



## MIG CONTACT TIPS



CODE				Ø		↔		REF		
MD0001-06		M5 - Cu	M5	0,6 mm	.023"	18 mm	23/32	TOPS 100V	-	20
MD0001-08		M5 - Cu	M5	0,8 mm	.030"	18 mm	23/32		-	20
MD0001-09		M5 - Cu	M5	0,9 mm	.035"	18 mm	23/32		-	20
MD0001-10		M5 - Cu	M5	1,0 mm	.040"	18 mm	23/32		-	20
MD0003-08		1/4-28 UNF - Cu	1/4-28 UNF	0,8 mm	.030"	38 mm	1"-1/2	MAXI 250 MEGA 2 T 2	14-30	20
MD0003-09		1/4-28 UNF - Cu	1/4-28 UNF	0,9 mm	.035"	38 mm	1"-1/2		14-35	20
MD0003-10		1/4-28 UNF - Cu	1/4-28 UNF	1,0 mm	.040"	38 mm	1"-1/2		14-40	20
MD0003-12		1/4-28 UNF - Cu	1/4-28 UNF	1,2 mm	.045"	38 mm	1"-1/2		14-45	20
MD1003-08		1/4-28 UNF - Triangular Cu	1/4-28 UNF	0,8 mm	.030"	38 mm	1"-1/2	MAXI 250 MEGA 2 T 2	-	20
MD1003-10		1/4-28 UNF - Triangular Cu	1/4-28 UNF	1,0 mm	.040"	38 mm	1"-1/2		-	20
MD1003-12		1/4-28 UNF - Triangular Cu	1/4-28 UNF	1,2 mm	.045"	38 mm	1"-1/2		-	20
MD0004-08		1/4-28 UNF - Cu	1/4-28 UNF	0,8 mm	.030"	37,4 mm	1" 15/32	MAXI 350 MEGA 4 T-MEGA 4 T 4	14H30	20
MD0004-09		1/4-28 UNF - Cu	1/4-28 UNF	0,9 mm	.035"	37,4 mm	1" 15/32		14H35	20
MD0004-10		1/4-28 UNF - Cu	1/4-28 UNF	1,0 mm	.040"	37,4 mm	1" 15/32		14H40	20
MD0004-12		1/4-28 UNF - Cu	1/4-28 UNF	1,2 mm	.045"	37,4 mm	1" 15/32		14H45	20
MD0004-14		1/4-28 UNF - Cu	1/4-28 UNF	1,4 mm	.052"	37,4 mm	1" 15/32		14H52	20
MD0004-16		1/4-28 UNF - Cu	1/4-28 UNF	1,6 mm	1/16"	37,4 mm	1" 15/32		14H116	20
MD1004-08		1/4-28 UNF - Triangular Cu	1/4-28 UNF	0,8 mm	.030"	37,4 mm	1" 15/32	MAXI 350 MEGA 4 T-MEGA 4 T 4	-	20
MD1004-10		1/4-28 UNF - Triangular Cu	1/4-28 UNF	1,0 mm	.040"	37,4 mm	1" 15/32		-	20
MD1004-12		1/4-28 UNF - Triangular Cu	1/4-28 UNF	1,2 mm	.045"	37,4 mm	1" 15/32		-	20
MD1004-16		1/4-28 UNF - Triangular Cu	1/4-28 UNF	1,6 mm	1/16"	37,4 mm	1" 15/32		-	20
MD0005-08		M8 - Cu	M8	0,8 mm	.030"	30 mm	1"-3/16	PLUS 400 PLUS 500 PLUS 555 PLUS 600 PLUS 601 MAXI 450 MAXI 4000	140.0114	20
MD0005-09		M8 - Cu	M8	0,9 mm	.035"	30 mm	1"-3/16		-	20
MD0005-10		M8 - Cu	M8	1,0 mm	.040"	30 mm	1"-3/16		140.0313	20
MD0005-12		M8 - Cu	M8	1,2 mm	.045"	30 mm	1"-3/16		140.0442	20
MD0005-14		M8 - Cu	M8	1,4 mm	.052"	30 mm	1"-3/16		-	20
MD0005-16		M8 - Cu	M8	1,6 mm	1/16"	30 mm	1"-3/16		140.0587	20
MD0005-20		M8 - Cu	M8	2,0 mm	5/64"	30 mm	1"-3/16		140.0653	20
MD0005-24		M8 - Cu	M8	2,4 mm	3/32"	30 mm	1"-3/16		140.0677	20
MD0005-38			M8 - Cu-Ni	M8	0,8 mm	.030"	30 mm		1"-3/16	PLUS 400 PLUS 500 PLUS 555 PLUS 600 PLUS 601 MAXI 450 MAXI 4000
MD0005-40	M8 - Cu-Ni		M8	1,0 mm	.040"	30 mm	1"-3/16	-	20	
MD0005-42	M8 - Cu-Ni		M8	1,2 mm	.045"	30 mm	1"-3/16	-	20	
MD0005-44	M8 - Cu-Ni		M8	1,4 mm	.052"	30 mm	1"-3/16	-	20	
MD0005-46	M8 - Cu-Ni		M8	1,6 mm	1/16"	30 mm	1"-3/16	-	20	
MD0005-58		M8 - Cu for aluminium	M8	0,8 mm	.030"	30 mm	1"-3/16	PLUS 400 PLUS 500 PLUS 555 PLUS 600 PLUS 601 MAXI 450 MAXI 4000	141.0003	20
MD0005-60		M8 - Cu for aluminium	M8	1,0 mm	.040"	30 mm	1"-3/16		141.0008	20
MD0005-62		M8 - Cu for aluminium	M8	1,2 mm	.045"	30 mm	1"-3/16		141.0015	20
MD0005-66		M8 - Cu for aluminium	M8	1,6 mm	1/16"	30 mm	1"-3/16		141.0022	20
MD0005-70		M8 - Cu for aluminium	M8	2,0 mm	5/64"	30 mm	1"-3/16		-	20
MD0005-74		M8 - Cu for aluminium	M8	2,4 mm	3/32"	30 mm	1"-3/16		-	20

CODE				Ø				REF		
MD0005-78		M8 - CuCrZr	M8	0,8 mm	.030"	30 mm	1"-3/16	-	20	
MD0005-80		M8 - CuCrZr	M8	1,0 mm	.040"	30 mm	1"-3/16	PLUS 400	140.0316	20
MD0005-82		M8 - CuCrZr	M8	1,2 mm	.045"	30 mm	1"-3/16	PLUS 500	140.0445	20
MD0005-84		M8 - CuCrZr	M8	1,4 mm	.052"	30 mm	1"-3/16	PLUS 555	140.0536	20
MD0005-86		M8 - CuCrZr	M8	1,6 mm	1/16"	30 mm	1"-3/16	PLUS 600	140.0590	20
MD0005-90		M8 - CuCrZr	M8	2,0 mm	5/64"	30 mm	1"-3/16	PLUS 601	140.0656	20
MD0005-94		M8 - CuCrZr	M8	2,4 mm	3/32"	30 mm	1"-3/16	MAXI 450	-	20
								MAXI 4000		
MD1005-10		M8 - Triangular Cu	M8	1,0 mm	.040"	30 mm	1"-3/16	-	20	
MD1005-12		M8 - Triangular Cu	M8	1,2 mm	.045"	30 mm	1"-3/16	PLUS 400	-	20
MD1005-16		M8 - Triangular Cu	M8	1,6 mm	1/16"	30 mm	1"-3/16	PLUS 500	-	20
								PLUS 555		
								PLUS 600		
								PLUS 601		
								MAXI 450		
								MAXI 4000		
MD1005-80		M8 - Triangular CuCrZr	M8	1,0 mm	.040"	30 mm	1"-3/16	-	20	
MD1005-82		M8 - Triangular CuCrZr	M8	1,2 mm	.045"	30 mm	1"-3/16	PLUS 400	-	20
MD1005-86		M8 - Triangular CuCrZr	M8	1,6 mm	1/16"	30 mm	1"-3/16	PLUS 500	-	20
								PLUS 555		
								PLUS 600		
								PLUS 601		
								MAXI 450		
								MAXI 4000		
MD0008-06		M6 - Cu	M6	0,6 mm	.023"	25 mm	31/32"	MAXI 150	140.0008	20
MD0008-08		M6 - Cu	M6	0,8 mm	.030"	25 mm	31/32"	MAXI 200	140.0059	20
MD0008-09		M6 - Cu	M6	0,9 mm	.035"	25 mm	31/32"	TOPS 140V	140.0177	20
MD0008-10		M6 - Cu	M6	1,0 mm	.040"	25 mm	31/32"	PLUS 14	140.0253	20
MD0008-12		M6 - Cu	M6	1,2 mm	.045"	25 mm	31/32"	PLUS 15	140.0387	20
								PLUS 24		
								PLUS 240		
								T 1		
								MEGA 1		
MD0008-36		M6 - Cu-Ni	M6	0,6 mm	.023"	25 mm	31/32"	MAXI 150	-	20
MD0008-38		M6 - Cu-Ni	M6	0,8 mm	.030"	25 mm	31/32"	MAXI 200	-	20
MD0008-40		M6 - Cu-Ni	M6	1,0 mm	.040"	25 mm	31/32"	TOPS 140V	-	20
MD0008-42		M6 - Cu-Ni	M6	1,2 mm	.045"	25 mm	31/32"	PLUS 14	-	20
								PLUS 15		
								PLUS 24		
								PLUS 240		
								T 1		
								MEGA 1		
MD0008-58		M6 - Cu for aluminium	M6	0,8 mm	.030"	25 mm	31/32"	MAXI 150	141.0002	20
MD0008-60		M6 - Cu for aluminium	M6	1,0 mm	.040"	25 mm	31/32"	MAXI 200	141.0007	20
MD0008-62		M6 - Cu for aluminium	M6	1,2 mm	.045"	25 mm	31/32"	TOPS 140V	-	20
								PLUS 14		
								PLUS 15		
								PLUS 24		
								PLUS 240		
								T 1		
								MEGA 1		
MD0008-78		M6 - CuCrZr	M6	0,8 mm	.030"	25 mm	31/32"	MAXI 150	-	20
MD0008-80		M6 - CuCrZr	M6	1,0 mm	.040"	25 mm	31/32"	MAXI 200	-	20
MD0008-82		M6 - CuCrZr	M6	1,2 mm	.045"	25 mm	31/32"	TOPS 140V	-	20
								PLUS 14		
								PLUS 15		
								PLUS 24		
								PLUS 240		
								T 1		
								MEGA 1		
MD0009-06		M6 - Cu	M6	0,6 mm	.023"	28 mm	1"-3/32	PLUS 25	140.0005	20
MD0009-08		M6 - Cu	M6	0,8 mm	.030"	28 mm	1"-3/32	PLUS 26	140.0051	20
MD0009-09		M6 - Cu	M6	0,9 mm	.035"	28 mm	1"-3/32	PLUS 36	140.0169	20
MD0009-10		M6 - Cu	M6	1,0 mm	.040"	28 mm	1"-3/32		140.0242	20
MD0009-12		M6 - Cu	M6	1,2 mm	.045"	28 mm	1"-3/32		140.0379	20
MD0009-14		M6 - Cu	M6	1,4 mm	.052"	28 mm	1"-3/32		-	20
MD0009-16		M6 - Cu	M6	1,6 mm	1/16"	28 mm	1"-3/32		140.0555	20

CODE				Ø					REF	
MD0009-36		M6 - Cu-Ni	M6	0,6 mm	.023"	28 mm	1"-3/32	PLUS 25 PLUS 26 PLUS 36	-	20
MD0009-38		M6 - Cu-Ni	M6	0,8 mm	.030"	28 mm	1"-3/32		-	20
MD0009-40		M6 - Cu-Ni	M6	1,0 mm	.040"	28 mm	1"-3/32		-	20
MD0009-42		M6 - Cu-Ni	M6	1,2 mm	.045"	28 mm	1"-3/32		-	20
MD0009-44		M6 - Cu-Ni	M6	1,4 mm	.052"	28 mm	1"-3/32		-	20
MD0009-46		M6 - Cu-Ni	M6	1,6 mm	1/16"	28 mm	1"-3/32		-	20
MD0009-58		M6 - Cu for aluminium	M6	0,8 mm	.030"	28 mm	1"-3/32	PLUS 25 PLUS 26 PLUS 36	141.0001	20
MD0009-60		M6 - Cu for aluminium	M6	1,0 mm	.040"	28 mm	1"-3/32		141.0006	20
MD0009-62		M6 - Cu for aluminium	M6	1,2 mm	.045"	28 mm	1"-3/32		141.0010	20
MD0009-66		M6 - Cu for aluminium	M6	1,6 mm	1/16"	28 mm	1"-3/32		-	20
MD0009-76		M6 - CuCrZr	M6	0,6 mm	.023"	28 mm	1"-3/32	PLUS 25 PLUS 26 PLUS 36	-	20
MD0009-78		M6 - CuCrZr	M6	0,8 mm	.030"	28 mm	1"-3/32		140.0054	20
MD0009-80		M6 - CuCrZr	M6	1,0 mm	.040"	28 mm	1"-3/32		140.0245	20
MD0009-82		M6 - CuCrZr	M6	1,2 mm	.045"	28 mm	1"-3/32		140.0382	20
MD0009-84		M6 - CuCrZr	M6	1,4 mm	.052"	28 mm	1"-3/32		-	20
MD0009-86		M6 - CuCrZr	M6	1,6 mm	1/16"	28 mm	1"-3/32		-	20
MD1009-08		M6 - Triangular Cu tip	M6	0,8 mm	.030"	28 mm	1"-3/32	PLUS 25 PLUS 26 PLUS 36	-	20
MD1009-10		M6 - Triangular Cu tip	M6	1,0 mm	.040"	28 mm	1"-3/32		-	20
MD1009-12		M6 - Triangular Cu tip	M6	1,2 mm	.045"	28 mm	1"-3/32		-	20
MD0010-12		5/16-24 UNF - Cu	5/16-24 UNF	1,2 mm	.045"	50 mm	1"-31/32	MEGA 5	15H45	20
MD0010-16		5/16-24 UNF - Cu	5/16-24 UNF	1,6 mm	1/16"	50 mm	1"-31/32		15H116	20
MD0010-20		5/16-24 UNF - Cu	5/16-24 UNF	2,0 mm	5/64"	50 mm	1"-31/32		15H564	20
MD0010-24		5/16-24 UNF - Cu	5/16-24 UNF	2,4 mm	3/32"	50 mm	1"-31/32		15H332	20
MD0250-60		M9x1 - Cu for aluminium	M9x1	1,0 mm	.040"	38 mm	1"-1/2	PLUS 505 - TMAX 400 - TMAX 500 - TMAX 4001 - TMAX 5001	-	20
MD0250-62		M9x1 - Cu for aluminium	M9x1	1,2 mm	.045"	38 mm	1"-1/2		-	20
MD0250-66		M9x1 - Cu for aluminium	M9x1	1,6 mm	1/16"	38 mm	1"-1/2		-	20
MD0250-78		M9x1 - CuCrZr	M9x1	0,8 mm	.030"	38 mm	1"-1/2	PLUS 505 - TMAX 400 - TMAX 500 - TMAX 4001 - TMAX 5001	-	20
MD0250-79		M9x1 - CuCrZr	M9x1	0,9 mm	.035"	38 mm	1"-1/2		-	20
MD0250-80		M9x1 - CuCrZr	M9x1	1,0 mm	.040"	38 mm	1"-1/2		-	20
MD0250-82		M9x1 - CuCrZr	M9x1	1,2 mm	.045"	38 mm	1"-1/2		-	20
MD0250-84		M9x1 - CuCrZr	M9x1	1,4 mm	.052"	38 mm	1"-1/2		-	20
MD0250-86		M9x1 - CuCrZr	M9x1	1,6 mm	1/16"	38 mm	1"-1/2		-	20
MD0250-90		M9x1 - CuCrZr	M9x1	2,0 mm	5/64"	38 mm	1"-1/2		-	20
MD0250-94		M9x1 - CuCrZr	M9x1	2,4 mm	3/32"	38 mm	1"-1/2		-	20
MD0300-08		M7x1 - Cu	M7	0,8 mm	.030"	36 mm	1"-13/32	TMAX 300 HD - TMAX 3001	-	20
MD0300-09		M7x1 - Cu	M7	0,9 mm	.035"	36 mm	1"-13/32		-	20
MD0300-10		M7x1 - Cu	M7	1,0 mm	.040"	36 mm	1"-13/32		-	20
MD0300-12		M7x1 - Cu	M7	1,2 mm	.045"	36 mm	1"-13/32		-	20
MD0300-14		M7x1 - Cu	M7	1,4 mm	.052"	36 mm	1"-13/32		-	20
MD0300-16		M7x1 - Cu	M7	1,6 mm	1/16"	36 mm	1"-13/32		-	20
MD0300-58		M7x1 - Cu for aluminium	M7	0,8 mm	.030"	36 mm	1"-13/32	TMAX 300 HD - TMAX 3001	-	20
MD0300-59		M7x1 - Cu for aluminium	M7	0,9 mm	.035"	36 mm	1"-13/32		-	20
MD0300-60		M7x1 - Cu for aluminium	M7	1,0 mm	.040"	36 mm	1"-13/32		-	20
MD0300-62		M7x1 - Cu for aluminium	M7	1,2 mm	.045"	36 mm	1"-13/32		-	20
MD0300-66		M7x1 - Cu for aluminium	M7	1,6 mm	1/16"	36 mm	1"-13/32		-	20
MD0300-80		M7x1 - CuCrZr	M7	1,0 mm	.040"	36 mm	1"-13/32	TMAX 300 HD - TMAX 3001 - M-SYSTEM G.250	-	20
MD0300-82		M7x1 - CuCrZr	M7	1,2 mm	.045"	36 mm	1"-13/32		-	20
MD0300-84		M7x1 - CuCrZr	M7	1,4 mm	.052"	36 mm	1"-13/32		-	20
MD0300-86		M7x1 - CuCrZr	M7	1,6 mm	1/16"	36 mm	1"-13/32		-	20

# CONSUMABLE KITS

## ERGOPLUS



### ERGOPLUS 15

CODE		
MT0580	Consumable kit	1

#### CONTENT

CODE		$\emptyset$		
MC0018		nozzle	$\emptyset$ 12 mm	2
FB0117		diffuser	-	2
EA0303		spring	-	2
MD0008-08		M6x25 - Cu	$\emptyset$ 0,8 mm	10
MD0008-10		M6x25 - Cu	$\emptyset$ 1,0 mm	10

### ERGOPLUS 25

CODE		
MT0581	Consumable kit	1

#### CONTENT

CODE		$\emptyset$		
MC0023		nozzle	$\emptyset$ 15 mm	2
ME0016		diffuser	-	2
EA0304		spring	-	2
MD0009-08		M6x28 - Cu	$\emptyset$ 0,8 mm	10
MD0009-10		M6x28 - Cu	$\emptyset$ 1,0 mm	10

### ERGOPLUS 36

CODE		
MT0582	Consumable kit	1

#### CONTENT

CODE		$\emptyset$		
MC0527		nozzle quick release	$\emptyset$ 16 mm	2
MD0064-00		tip holder	-	2
ME0517		diffuser	-	2
MD0005-80		M8x30 - CuCrZr	$\emptyset$ 1,0 mm	10
MD0005-82		M8x30 - CuCrZr	$\emptyset$ 1,2 mm	10

### ERGOPLUS 500

CODE		
MT0583	Consumable kit	1






















#### CONTENT




















CODE		$\emptyset$		
MC0568		nozzle quick release	$\emptyset$ 16 mm	2
ME0076		tip holder	-	2
ME0579		diffuser	-	2
MD0005-80		M8x30 - CuCrZr	$\emptyset$ 1,0 mm	10
MD0005-82		M8x30 - CuCrZr	$\emptyset$ 1,2 mm	10

## MIG CONSUMABLES BLISTER

### ERGOPLUS



CODE			PCS X 	 X 
EA0303P		spring	15	5 10
EA0304P		spring	25	5 10
FB0117P		mig diffuser	15	3 10
FB1278P		insulator	500	7 10
MC0017P		Ø 9,5 mm	15	3 10
MC0018P		Ø 12 mm	15	3 10
MC0022P		Ø 11,5 mm	25	3 10
MC0023P		Ø 15 mm	25	3 10
MC0028P		Ø 19 mm	36	2 10
MC0291P		Ø 20 mm	500	2 10
MC0527P		Ø 16 mm quick release	36	2 10
MC0568P		Ø 16 mm quick release	500	2 10
MD0005P08		Ø 0.8/M8x30	36 500	7 10
MD0005P10		Ø 1.0/M8x30	36 500	7 10
MD0005P12		Ø 1.2/M8x30	36 500	7 10
MD0005P14		Ø 1.4/M8x30	36 500	7 10
MD0005P16		Ø 1.6/M8x30	36 500	7 10
MD0005P60		Ø 1.0/M8x30 Al	36 500	7 10
MD0005P62		Ø 1.2/M8x30 Al	36 500	7 10
MD0005P80		Ø 1.0/M8x30 CuCrZr	36 500	5 10
MD0005P82		Ø 1.2/M8x30 CuCrZr	36 500	5 10
MD0005P84		Ø 1.4/M8x30 CuCrZr	36 500	5 10
MD0008P06		Ø 0.6/M6x25	15	10 10
MD0008P08		Ø 0.8/M6x25	15	10 10
MD0008P10		Ø 1.0/M6x25	15	10 10

CODE			PCS X 	 X 
MD0009P08		Ø 0.8/M6x28	25 36	10 10
MD0009P10		Ø 1.0/M6x28	25 36	10 10
MD0009P12		Ø 1.2/M6x28	25 36	10 10
MD0009P60		Ø 1.0/M6x28 Al	25 36	10 10
MD0009P62		Ø 1.2/M6x28 Al	25 36	10 10
MD0063P		M6 - brass	36	3 10
MD0064P		M8 - brass	36	3 10
MD0131P		M6 - brass	36	3 10
MD0132P		M8 - brass	36	3 10
ME0016P		copper	25	3 10
ME0017P		plastic	36	5 10
ME0076P		brass	500	3 10
ME0079P		plastic	500	5 10
ME0417P		high-tech plastic	36	5 10
ME0479P		high-tech plastic	500	5 10
ME0517P		ceramic	36	5 10
ME0579P		ceramic	500	5 10

# T-SYSTEM



## **T-SYSTEM** [en]

The T-system is a real plug-and-weld solution which comes ready assembled. Our torches fit to any machine and with our configurator, the order process is as easy as a-b-c, with over 55,000 different torch configurations on offer. We will have the specific connection for your welding unit!

You can configure your T-SYSTEM® with a huge variety of different switch options, depending on the machine configuration.

The T-SYSTEM® cables are made of premium quality materials and designed to fully meet industrial requirements.

visit **trafimet.com**  
for more details about the products.



# TIG welding torches

## **T-SYSTEM** [it]

il T-system è una vera soluzione plug-and-weld assemblata in fabbrica. Le nostre torce si adattano a qualunque macchina e, grazie al nostro configuratore, il processo di ordinazione è un gioco da ragazzi, con più di 55.000 configurazioni di torce diverse in offerta. Abbiamo il collegamento specifico per la tua saldatrice!

È possibile configurare il T-SYSTEM® con un'ampia gamma di opzioni per gli interruttori, in base alla configurazione della macchina.

i cavi T-SYSTEM® sono realizzati con materiali di prima qualità e sono progettati per soddisfare pienamente i requisiti di ambienti industriali.

## **T-SYSTEM** [de]

Das T-System ist eine echte Plug-and-Weld-Lösung und wird fertig montiert geliefert. Unsere Brenner passen auf jede Maschine und mit unserem Konfigurator, bei über 55.000 verschiedenen Brennerkonfigurationen im Angebot, machen wir den Bestellvorgang einfach und schnell. Wir haben den passenden Anschluss für Ihr Schweißgerät!

Sie können Ihr T-SYSTEM® mit einer Vielzahl verschiedener Schalteroptionen konfigurieren, je nach Maschinenkonfiguration.

Die T-SYSTEM® Kabel sind aus hochwertigen Materialien gefertigt und so konzipiert, dass sie den industriellen Anforderungen voll und ganz entsprechen.

## **T-SYSTEM** [fr]

T-SYSTEM est une véritable solution prête à l'emploi : il suffit de la brancher et de souder. Nos torches s'adaptent à toutes les machines et grâce à notre configurateur, le processus de commande est extrêmement simple, avec plus de 55 000 configurations de torches proposées. Nous proposons la connexion spécifique pour votre poste de soudage!

Vous pouvez configurer votre T-SYSTEM® avec un grand nombre d'options d'interrupteurs, en fonction de la configuration de la machine. Les câbles T-SYSTEM® sont fabriqués avec des matériaux d'excellente qualité et sont conçus pour répondre pleinement aux exigences industrielles.

## **T-SYSTEM** [tr]

T-system, tam anlamı ile monte edilmiş halde hazır olarak satışa sunulan gerçek bir tak ve kaynak yap çözümdür. Torçlarımız her makineye uyur ve sipariş süreci, sunulan 55.000'den fazla farklı torç yapılandırması ile son derece kolaydır. Kaynak makinenize özel bağlantı çeşitlerini bizde bulacaksınız! T-SYSTEM® torcunuzu, makinenizin özelliklerine bağlı olarak çok çeşitli farklı tetik seçenekleriyle yapılandırabilirsiniz.


T-SYSTEM® kabloları üstün kaliteli malzemelerden üretilmiştir ve endüstriyel gereklilikleri tam olarak karşılayacak şekilde tasarlanmıştır.

# Online configurator for T-SYSTEM torches

Thanks to our know-how, we are able to offer a wide range of connections. By specifying your welding unit model, you can configure your T-SYSTEM®, which you will receive ready for use. All you have to do is connect your T-SYSTEM® to the welding unit and discover the new world of Trafimet® T-SYSTEM® torches. Visit [trafimet.com](http://trafimet.com) and configure the torch suited to your needs.

01

Select your welding machine



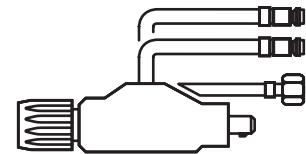
02

Select the torch cooling type



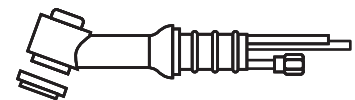
03

Select the connection for your welding machine



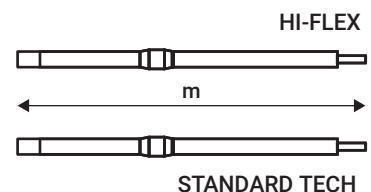
04

Select the torch head you would like use



05

Select the length and the cable type



06

GET THE CODE OF THE  
**ASSEMBLED TORCH**

You will receive your TIG T-SYSTEM® torch with the specific connection for the welding unit you have selected.  
Choose your wear parts KIT (not included)



# visit **trafimet.com**

## **La connessione specifica per il tuo generatore [ it ]**

Grazie al nostro "know how" offriamo una vasta gamma di connessioni. Specificando il tuo generatore di saldatura potrai configurare la tua T-SYSTEM®, che ti sarà consegnata già pronta per iniziare ad operare. Non dovrai fare nulla se non connettere la tua T-SYSTEM® al generatore ed entrare nel nuovo mondo delle torce T-SYSTEM® di Trafimet®. Accedi a **trafimet.com** e configura la torcia adatta alle tue esigenze.

1. Trova il tuo generatore di saldatura
  2. Scegli il raffreddamento della torcia
  3. Specifica la connessione del generatore
  4. Indica il corpo torcia che desideri utilizzare
  5. Seleziona la lunghezza e la tipologia di cavo
  6. OTTIENI IL CODICE DELLA TORCIA ASSEMBLATA
- Riceverai la tua torcia TIG T-SYSTEM® con la connessione specifica per il generatore selezionato. Scegli il tuo KIT consumabili (non incluso).

## **Der spezifische anschluss für ihren generator der spezifische anschluss für ihren generator [ de ]**

Dank unseres Wissens bieten wir eine breite Auswahl an Anschlüssen. Wenn Sie Ihren Schweißgenerator genau angeben, können Sie Ihr T-SYSTEM® so konfigurieren, dass es Ihnen bereits einsatzbereit geliefert wird. Sie müssen nichts weiter tun, als Ihr T-SYSTEM® an den Generator anzuschließen und in die neue Welt der T-SYSTEM®-Brenner von Trafimet® einzutauchen. Melden Sie sich auf **trafimet.com** an und konfigurieren Sie den Brenner nach Ihren Wünschen

1. Finden Sie Ihren Schweißgenerator
  2. Wählen Sie die Kühlung für den Brenner
  3. Geben Sie den Anschluss des Generators an
  4. Geben Sie den Brennerkörper an, den Sie verwenden wollen
  5. Wählen Sie die Länge und den Kabes
  6. ERHALTEN SIE DIE ARTIKELNUMMER VON IHREM ZUSAMMENGESTELLTEN BRENNER
- Sie erhalten Ihren TIG T-SYSTEM®-Brenner mit dem passenden Anschluss für den von Ihnen gewählten Generator. Wählen Sie Ihr Verschleißteil-KIT (nicht in der Konfiguration enthalten).

## **La connexion spécifique pour votre générateur [ fr ]**

Grâce à notre savoirfaire, nous sommes en mesure d'offrir une large gamme de connexions. En spécifiant votre générateur de soudage vous pouvez configurer votre torche T-SYSTEM® qui vous sera livrée déjà prête pour commencer à souder. Vous ne devez rien faire, vous devez seulement connecter votre T-SYSTEM® au générateur et entrer dans le nouveau monde des torches T-SYSTEM® de Trafimet®. Accédez au site **trafimet.com** et configurez la torche la plus adaptée à vos besoins

1. Trouvez votre générateur de soudage
  2. Choisissez le type de refroidissement de la torche
  3. Spécifiez la connexion du générateur
  4. Indiquez le corps de torche, que vous souhaitez utiliser
  5. Sélectionnez la longueur et le type de câble
  6. DÉCOUVREZ LE CODE DE LA TORCHE ASSEMBLÉE
- Vous allez recevoir votre torche TIG T-SYSTEM® avec la connexion spécifique pour le générateur sélectionné. Choisissez votre KIT de consommables (non inclus dans la configuration).

## **Kaynak makinenize özel bağlantı çeşitleri [ tr ]**

Siparişiniz ile birlikte belirteceğiniz kaynak makinenizin marka ve modeline uygun olarak hazırlanan T-SYSTEM® torcunuz ile ekstra hiçbir efor sarfetmeden direkt olarak kaynak yapmaya başlayabilirsiniz. Tek yapmanız gereken T-SYSTEM® torcunuzu makinenize takmak ve Trafimet® T-SYSTEM® dünyasını keşfe başlamak. Lütfen **trafimet.com** websitesi adresimiz üzerinde yer alan konfigüratör aracılığı ile ihtiyaçlarınıza uygun yeni torcunuzu KONFIGÜRE EDİNİZ!

1. Kaynak makinesi modelini seçiniz
  2. Torcunuza ait soğutma tipini seçiniz
  3. Kaynak makinenize uygun bağlantı tipini seçiniz
  4. Kullanmak istediğiniz torç boynunu modelini seçiniz
  5. Torç kablosu tipini ve uzunluğunu seçiniz
  6. TERCİHLERİNİZE UYGUN TORÇ MODELİNE AİT KOD NUMARASI
- Tercihleriniz doğrultusunda oluşturmuş olduğunuz torç konfigürasyonuna uygun özelliklerde T-SYSTEM® torcunuza en kısa süre içinde sahip olacaksınız. Torç paketi içeriğine dahil olmayan uygun sarf malzemelerinin siparişini vermeyi unutmayınız.

# T-SYSTEM AIR COOLED

CE EN60974-7



TECHNICAL DATA				
	9	17	24	26
	4 - 8 - 12 - 16 - 20 m 12.5 - 25 - 37 - 50 - 62 ft	4 - 8 - 12 - 16 - 20 m 12.5 - 25 - 37 - 50 - 62 ft	4 - 8 - 12 - 16 - 20 m 12.5 - 25 - 37 - 50 - 62 ft	4 - 8 - 12 - 16 - 20 m 12.5 - 25 - 37 - 50 - 62 ft
	0,45 kg 0.99 lb	0,55 kg 1.22 lb	0,45 kg 0.99 lb	0,8 kg 1.76 lb
<b>V<sub>PEAK</sub></b>	113	113	113	113
	Argon	Argon	Argon	Argon
	0,5 ÷ 1,6 mm .020" ÷ 1/16"	0,5 ÷ 2,4 mm .020" ÷ 3/32"	0,5 ÷ 2,4 mm .020" ÷ 3/32"	0,5 ÷ 4,0 mm .020" ÷ 5/32"
<b>X 35%</b>	110A DC - 95A AC	140A DC - 125A AC	110A DC - 95A AC	180A DC - 150A AC



## AIR COOLED CABLE ASSEMBLIES

### HI-FLEX

	Code			
9	HF1503-04G	4 m / 12.5'	9 - 24	1
9	HF1503-08G	8 m / 25'	9 - 24	1
9	HF1500-04G	4 m / 12.5'	17 - FLEXLOCK 9-17	1
9	HF1500-08G	8 m / 25'	17 - FLEXLOCK 9-17	1
9	HF1501-04G	4 m / 12.5'	26	1
9	HF1501-08G	8 m / 25'	26	1

### STANDARD

	Code			
9	TH1503-04G	4 m / 12.5'	9 - 24	1
9	TH1503-08G	8 m / 25'	9 - 24	1
9	TH1500-04G	4 m / 12.5'	17 - FLEXLOCK 9-17	1
9	TH1500-08G	8 m / 25'	17 - FLEXLOCK 9-17	1
9	TH1501-04G	4 m / 12.5'	26	1
9	TH1501-08G	8 m / 25'	26	1

# T-SYSTEM WATER COOLED

CE EN60974-7



TECHNICAL DATA							
	18	18 HC	20	20 HC	24W	25	SUPER 50
	4 - 8 - 12 - 16 - 20 m 12.5 - 25 - 37 - 50 - 62 ft	4 - 8 - 12 - 16 - 20 m 12.5 - 25 - 37 - 50 - 62 ft	4 - 8 - 12 - 16 - 20 m 12.5 - 25 - 37 - 50 - 62 ft	4 - 8 - 12 - 16 - 20 m 12.5 - 25 - 37 - 50 - 62 ft	4 - 8 - 12 - 16 - 20 m 12.5 - 25 - 37 - 50 - 62 ft	4 - 8 - 12 - 16 - 20 m 12.5 - 25 - 37 - 50 - 62 ft	4 - 8 - 12 - 16 - 20 m 12.5 - 25 - 37 - 50 - 62 ft
	0,9 kg 1.98 lb	0,9 kg 1.98 lb	0,85 kg 1.87 lb	0,85 kg 1.87 lb	0,45 kg 0.99 lb	0,85 kg 1.87 lb	0,9 kg 1.98 lb
<b>V PEAK</b>	113	113	113	113	113	113	113
	Argon	Argon	Argon	Argon	Argon	Argon	Argon
	0,5 ÷ 4,0 mm .020" ÷ 5/32"	0,5 ÷ 4,0 mm .020" ÷ 5/32"	0,5 ÷ 3,2 mm .020" ÷ 1/8"	0,5 ÷ 3,2 mm .020" ÷ 1/8"	0,5 ÷ 1,6 mm .020" ÷ 1/16"	0,5 ÷ 3,2 mm .020" ÷ 1/8"	3,2 ÷ 6,4 mm 1/8" ÷ 1/4"
<b>X 100%</b>	320A DC - 270A AC	400A DC - 300A AC	250A DC - 220A AC	320A DC - 250A AC	180A DC - 120A AC	250A DC - 220A AC	500A DC - 500A AC
	4 bar	4 bar	4 bar	4 bar	4 bar	4 bar	4 bar
	1,5 l/min	1,5 l/min	1 l/min	1,5 l/min	1 l/min	1,5 l/min	1,5 l/min



## WATER COOLED CABLE ASSEMBLIES

### HI-FLEX

Code			
9 HF1550-04G	4 m      12.5'	18 - 18HC - 20HC - SUPER 50	1
9 HF1550-08G	8 m      25'	18 - 18HC - 20HC - SUPER 50	1
9 HF1551-04G	4 m      12.5'	20 - 24 - 25 - FLEXLOCK 18-20	1
9 HF1551-08G	8 m      25'	20 - 24 - 25 - FLEXLOCK 18-20	1

### STANDARD

Code			
9 TH1550-04G	4 m      12.5'	18 - 18HC - 20HC - SUPER 50	1
9 TH1550-08G	8 m      25'	18 - 18HC - 20HC - SUPER 50	1
9 TH1551-04G	4 m      12.5'	20 - 24 - 25 - FLEXLOCK 18-20	1
9 TH1551-08G	8 m      25'	20 - 24 - 25 - FLEXLOCK 18-20	1

**STANDARD TORCH HEAD**



**FLEX TORCH HEAD**



**SUPER 50 TORCH HEAD**



**FLEXLOCK TORCH HEAD**



**STANDARD**

	Code			
6	TF4009		9	1
6	TF4010		9 Flex	1
6	TF4017		17	1
6	TF4022		17 Flex	1
6	TF4024		24	1
6	TF4026		26	1
6	TF4027		26 Flex	1
6	TF4224		24 Flex	1

**STANDARD**

	Code			
6	TG4018		18	1
6	TG4020		20	1
6	TG4024		24W	1
6	TG4025		25 Flex	1
6	TG4118		18 Flex	1
6	TG4220		20 Flex	1
6	TG4224		24W Flex	1
6	TG4911		20 HC Flex	1
6	TG4912		20 HC	1
6	TG4913		18 HC	1
6	TG4914		18 HC Flex	1
6	TG0917		SUPER 50	1

**FLEXLOCK**

	Code			
6	TF0072		Flexlock 17 - 18	1
6	TF0071		Flexlock 9 - 20	1
6	TF0070		Flexlock 9 - 17	1
6	BW0535		Flexlock 9 - 17 - 18 - 20	1

**FLEXLOCK**

	Code			
6	TF0072		Flexlock 17 - 18	1
6	TF0071		Flexlock 9 - 20	1
6	TG0070		Flexlock 18 - 20	1
6	BW0535		Flexlock 9 - 17 - 18 - 20	1

**1 BUTTON**



**2 BUTTONS**



**3 BUTTONS**



**4 BUTTONS**



**PUSH LEVER**



**2 MULTIFUNCTION LEVERS**



**POTENTIOMETER, 2 BUTTONS**



**SWITCH KITS**

	Code			
7	TT2500		1 Button	1
7	TT2501		2 Buttons	1
7	TT2502		3 Buttons	1
7	TT2503		4 Buttons	1
7	TT2504		Multifunction Lever 1	1
7	TT2506		Lamelle Button 1	1

	Code			
7	TT2505		2 Buttons + Pot. 10K	1
7	TT2515		2 Buttons + Pot. 4,7K	1
7	TT2516		2 Buttons + Pot. 220K	1
7	TT2517		2 Buttons + Pot. 47K	1
7	TT2518		2 Buttons + Pot. 1K	1
7	TT2519		2 Buttons + Pot. 2K	1
7	TT2520		2 Buttons + Pot. 20K	1
7	TT2521		2 Buttons + Pot. 100K	1
7	TT2522		2 Buttons + Pot. 500K	1
7	TT2523		2 Buttons + Pot. 1M	1

**SPARE PARTS**

	Code			
8	TP0500		Handle Kit	1

# EXPERTIG



## **EXPERTIG** [en]

The new EXPERTIG handle is the result of a study of balanced weight, necessary to be able to weld easily and effortlessly.

The EXPERTIG range includes air- and water-cooled torches from 110 to 320 Amps (DC).

EXPERTIG comes as standard with TSK plugs.

The EXPERTIG torch series offers two different handle sizes.

With the EXPERTIG switch variations you can find the perfect match to your welding machine.

Thanks to the four different PC board options, the EXPERTIG torch can be quickly configured to your machine. The removal and changing of the switch take few seconds.

visit **trafimet.com**  
for more details about the products.



# TIG welding torches

## **EXPERTIG [it]**

La nuova impugnatura EXPERTIG è il risultato di uno studio del peso bilanciato, necessario per poter saldare facilmente e senza sforzo. La gamma EXPERTIG include torce raffreddate ad aria e ad acqua da 110-320 A (DC). Le torce EXPERTIG vengono fornite di serie con le spine TSK.

La serie di torce EXPERTIG offre due diverse dimensioni per la tua saldatrice. Le varianti di interruttori EXPERTIG ti consentono di trovare l'abbinamento perfetto per la tua saldatrice. Grazie alle quattro diverse opzioni di scheda PCB, puoi configurare rapidamente la torcia EXPERTIG sulla tua macchina. La rimozione e la sostituzione dell'interruttore richiedono pochi secondi.

## **EXPERTIG [de]**

Mit dem neuen EXPERTIG-Griff kann man noch leichter und müheloser schweißen. Das EXPERTIG-Sortiment umfasst luft- und wassergekühlte Brenner von 110 bis 320 Ampere (DC). Der EXPERTIG wird standardmäßig mit TSK-Steckern geliefert. Der Konfigurator hilft Ihnen, den richtigen Anschluss zu einer Vielzahl von TIG-Maschinen zu finden. Die EXPERTIG-Brennerreihe bietet zwei verschiedene Griffgrößen. Mit den EXPERTIG-Schaltervariationen können Sie die perfekte Kombination für Ihr Schweißgerät finden. Dank der vier verschiedenen Schalter-Optionen kann der EXPERTIG-Brenner schnell an Ihre Maschine angepasst werden. Das Entfernen und Wechseln des Schalters dauert nur wenige Sekunden.

## **EXPERTIG [fr]**

La nouvelle poignée EXPERTIG est le fruit d'une étude de poids équilibré, nécessaire pour pouvoir souder facilement et sans effort. La gamme EXPERTIG comprend des torches à refroidissement par air et par eau de 110 à 320 A (CC). EXPERTIG dispose de prises TSK en série. Les torches de la série EXPERTIG proposent deux tailles de poignées. Avec les variantes d'interrupteurs EXPERTIG, vous pouvez trouver la combinaison idéale pour votre poste à souder. Grâce aux quatre options de cartes de circuits imprimés, la torche EXPERTIG peut être rapidement configurée sur votre machine. Le retrait et le changement de l'interrupteur prennent quelques secondes.

## **EXPERTIG [tr]**

Yeni EXPERTIG kabza, kolayca ve zahmetsizce kaynak yapmak için gerekli olan dengeli ağırlığa dair yapılan çalışmaların sonucudur. EXPERTIG serisi, 110 ile 320 Amper (DC) arasındaki hava ve su soğutmalı torçları içerir. EXPERTIG, TSK bağlantı fişleriyle standart olarak sunulur. EXPERTIG torç serisi iki farklı kabza boyutuna sahiptir. EXPERTIG tetik çeşitleri ile kaynak makinenize en uygun çözümü bulabilirsiniz. EXPERTIG torçlar, dört farklı elektronik tetik kartı seçeneği sayesinde makineniz için hızlı bir şekilde yapılandırılabilir. Tetiği çıkarıp değiştirmek sadece birkaç saniye sürer.

# EXPERTIG 9

CE EN60974-7



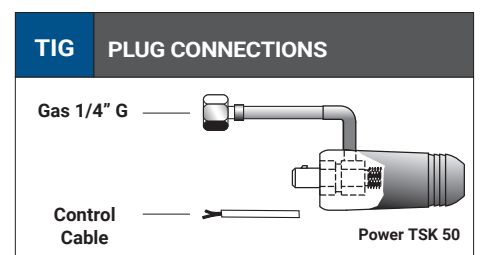
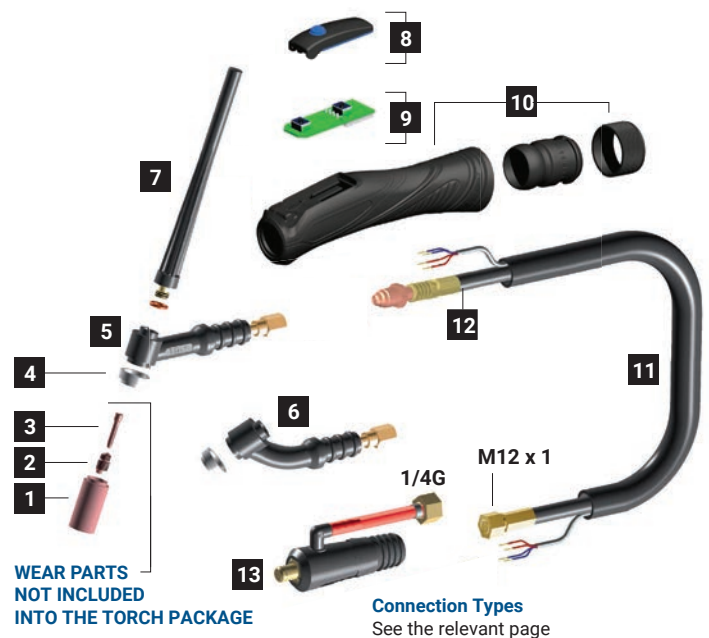
CODE	↔			
TA0904S-511-WA3	4 m	12,5'	Single Button	TSK 50-1/4G
TA0908S-511-WA3	8 m	25'		

### OPTIONAL STARTER KIT

CODE	∅			
TT0101	1,6 mm	1/16"	WR2	1
TT0102	2,4 mm	3/32"	WR2	1

TECHNICAL DATA		
<b>EXPERTIG 9</b>		
	0,45 kg	0,99 lb
	113	
	Argon	
	0,5 ÷ 2,4 mm	0,020" ÷ 3/32"
	110A DC - 95A AC	

	CODE		Description	
4	TQ0001		insulator	10
5	TF0009		tig 9 torch head	1
6	TF0010		tig 9 flex torch head	1
7	BW0063		back cap 147,5 mm	10
7	EA0129		O-ring ∅ 4,5x2 mm	10
8	TT0611		1 button kit	1
9	TT0630		pc-board	1
10	BW0310		cable joint	1
10	TT0601		handle kit	1
11	TH1471-040		cable assembly - 4 m / 12.5'	1
11	TH1471-080		cable assembly - 8 m / 25'	1
12	TH0005		power cable - 4 m / 12.5'	1
12	TH0006		power cable - 8 m / 25'	1
13	CX0077		TSK 50 - 1/4 G plug	1





# EXPERTIG 17

CE EN60974-7



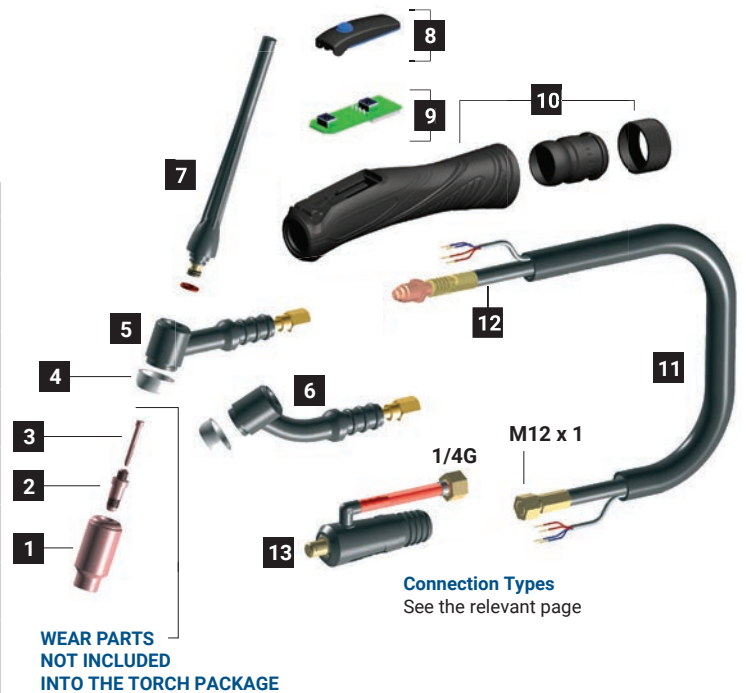
CODE	↔				
TA1704S-511-WA3	4 m	12,5'	Single Button		1
TA1708S-511-WA3	8 m	25'			1
TA1704F-511-WA3	4 m	12,5'	Single Button Flex Head	TSK 50-1/4G	1
TA1708F-511-WA3	8 m	25'			1

TECHNICAL DATA		
<b>EXPERTIG 17</b>		
	0,55 kg	1,22 lb
<b>V PEAK</b>	113	
	Argon	
	0,5 ÷ 2,4 mm	0,020" ÷ 3/32"
<b>X 35%</b>	140A DC - 125A AC	

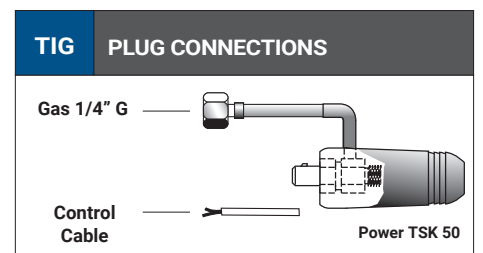
### OPTIONAL STARTER KIT

CODE	∅			
TT0103	1,6 mm	1/16"	<b>WR2</b>	1
TT0104	2,4 mm	3/32"	<b>WR2</b>	1
TT0105	3,2 mm	1/8"	<b>WR2</b>	1

	CODE			
4	TQ0002		insulator	10
5	TF0017		tig 17 torch head	1
6	TF0022		tig 17 flex torch head	1
7	BW0066		back cap 117 mm	10
7	EA0130		O-ring ∅ 9x2 mm	10
8	TT0611		1 button kit	1
9	TT0630		pc-board	1
10	BW0310		cable joint	1
10	TT0601		handle kit	1
11	TH1471-040		cable assembly - 4 m / 12.5'	1
11	TH1471-080		cable assembly - 8 m / 25'	1
12	TH0005		power cable - 4 m / 12.5'	1
12	TH0006		power cable - 8 m / 25'	1
13	CX0077		TSK 50 - 1/4 G plug	1



**Connection Types**  
See the relevant page



# EXPERTIG 18

CE EN60974-7



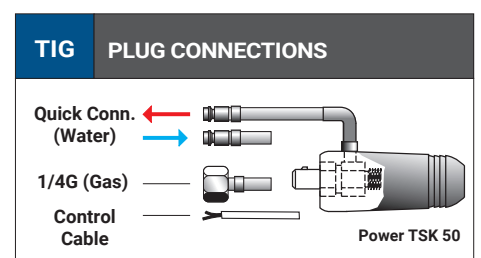
CODE	↔				
TB1804S-511-WA3	4 m	12,5'	Single Button	TSK 50-1/4G	1
TB1808S-511-WA3	8 m	25'			1

### OPTIONAL STARTER KIT

CODE	∅			
TT0103	1,6 mm	1/16"	WR2	1
TT0104	2,4 mm	3/32"	WR2	1
TT0105	3,2 mm	1/8"	WR2	1

TECHNICAL DATA		
EXPERTIG 18		
	0,90 kg	1,98 lb
	113	
	Argon	
	0,5 ÷ 4,0 mm	0,020" ÷ 5/32"
	320A DC - 270A AC	
	4 bar	
	1,5 l/min	

	CODE		
4	TQ0002		10
5	TG0018		1
6	TG0118		1
7	BW0066		10
7	EA0130		10
8	TT0611		1
9	TT0630		1
10	BW0311		1
10	TT0602		1
11	TH1473-040		1
11	TH1473-080		1
12	TH0082		1
12	TH0083		1
13	CX0080		1



# EXPERTIG 20

CE EN60974-7



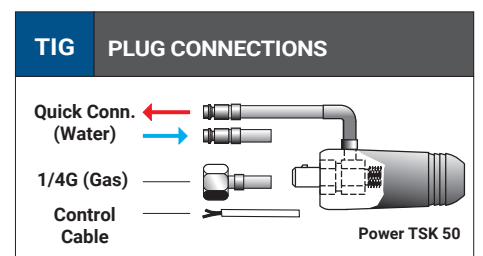

CODE	↔				
TB2004S-511-WA3	4 m	12,5'	Single Button		1
TB2008S-511-WA3	8 m	25'			

### OPTIONAL STARTER KIT

CODE	∅			
TT0101	1,6 mm	1/16"		1
TT0102	2,4 mm	3/32"		1

TECHNICAL DATA		
	<b>EXPERTIG 20</b>	
	0,85 kg	1,87 lb
	113	
	Argon	
	0,5 ÷ 3,2 mm	0,020" ÷ 1/8"
	250A DC - 220A AC	
	4 bar	
	1,5 l/min	

	CODE			
4	TQ0001		insulator	10
5	TG0020		tig 20 torch head	1
6	TG0220		tig 20 flex torch head	1
7	BW0063		back cap 147,5 mm	10
7	EA0129		O-ring ∅ 4,5x2 mm	10
8	TT0611		1 button kit	1
9	TT0630		pc-board	1
10	BW0310		cable joint	1
10	TT0601		handle kit	1
11	TH1474-040		cable assembly - 4 m / 12.5'	1
11	TH1474-080		cable assembly - 8 m / 25'	1
12	TH0086		power cable - 4 m / 12.5'	1
12	TH0087		power cable - 8 m / 25'	1
13	CX0080		TSK 50 - quick plug	1



# EXPERTIG 26

CE EN60974-7



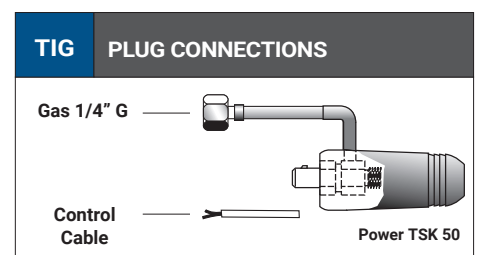
CODE	↔		Single Button Flex Head	TSK 50-1/4G	1
	4 m	12,5'			
TA2604S-511-WA3	4 m	12,5'	Single Button		1
TA2608S-511-WA3	8 m	25'			
TA2604F-511-WA3	4 m	12,5'	Single Button Flex Head	TSK 50-1/4G	1
TA2608F-511-WA3	8 m	25'			

TECHNICAL DATA		
<b>EXPERTIG 26</b>		
	0,80 kg	1,76 lb
	113	
	Argon	
	0,5 ÷ 4,0 mm	0,020" ÷ 5/32"
	180A DC - 150A AC	

### OPTIONAL STARTER KIT

CODE	∅			1
TT0103	1,6 mm	1/16"	WR2	1
TT0104	2,4 mm	3/32"	WR2	1
TT0105	3,2 mm	1/8"	WR2	1

	CODE			1
4	TQ0002		insulator	10
5	TF0026		tig 26 torch head	1
6	TF0027		tig 26 flex torch head	1
7	BW0066		back cap 117 mm	10
7	EA0130		O-ring ∅ 9x2 mm	10
8	TT0611		1 button kit	1
9	TT0630		pc-board	1
10	BW0311		cable joint	1
10	TT0602		handle kit	1
11	TH1472-040		cable assembly - 4 m / 12.5'	1
11	TH1472-080		cable assembly - 8 m / 25'	1
12	TH0007		power cable - 4 m / 12.5'	1
12	TH0008		power cable - 8 m / 25'	1
13	CX0077		TSK 50 - 1/4 G plug	1



# CLASSIC 9

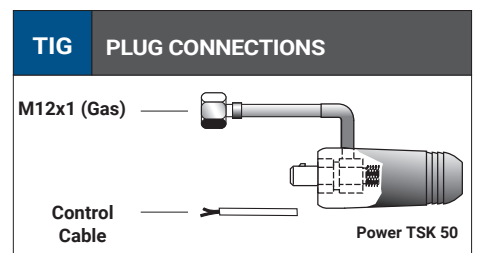

CE EN60974-7



CODE	↔			
SA6409-10	4 m	12.5'	lamelle	
SA6809-10	8 m	25'	lamelle	

TECHNICAL DATA	
	<b>9 CLASSIC</b>
	0,45 kg      0.99 lb
	113
	Argon
	0,5÷1,6 mm      .020" ÷ 3/32"
	110A DC - 95A AC

	CODE			
4	TQ0001		insulator	10
5	TF0009		tig 9 torch head	1
6	TF0010		tig 9 flex torch head	1
7	BW0063		back cap 147,5 mm	10
7	EA0129		O-ring Ø 4,5x2 mm	10
8	TT0176		french trigger	1
10	TP0004		tig tube handle	1
11	TH1298		cable assembly - 4 m / 12.5'	1
11	TH1299		cable assembly - 8 m / 25'	1
12	TH1009		power cable 4 m / 12.5'	1
12	TH1010		power cable - 8 m / 25'	1
15	CX0079		TSK 50 - M12X1 plug	1
	TT0102		starter kit - 2,4 mm / .32"	1



# CLASSIC 17


CE EN60974-7



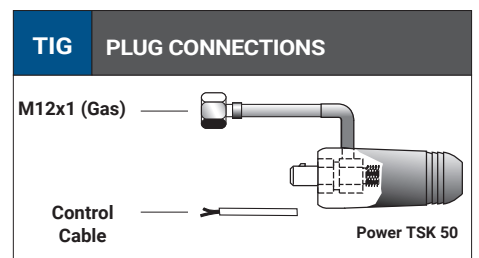
CODE	↔			
SF6409-10	4 m	12.5'	lamelle	TSK 50-M12x1
SF6809-10	8 m	25'	lamelle	

TECHNICAL DATA		
	<b>17 CLASSIC</b>	
	0,55 kg	1.22 lb
	113	
	Argon	
	0,5 ÷ 2,4 mm	.020" ÷ 3/32"
	140A DC - 125A AC	

	CODE			
4	TQ0002		insulator	10
5	TF0017		tig 17 torch head	1
6	TF0022		tig 17 flex torch head	1
7	BW0066		back cap 117 mm	10
7	EA0130		O-ring Ø 9x2 mm	10
8	TT0176		french trigger	1
10	TP0004		tig tube handle	1
11	TH1298		cable assembly - 4 m / 12.5'	1
11	TH1299		cable assembly - 8 m / 25'	1
12	TH1009		power cable 4 m / 12.5'	1
12	TH1010		power cable - 8 m / 25'	1
15	CX0079		TSK 50 - M12X1 plug	1
	TT0104		starter kit - 2,4 mm / .32"	1



**STARTER KIT INCLUDED**  
See the relevant pages



# CLASSIC 18


CE EN60974-7



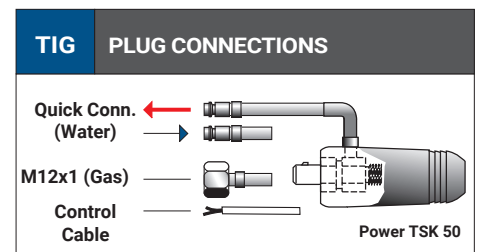
CODE	↔			
SR6437-10	4 m	12.5'	lamelle	TSK 50-M12x1
SR6837-10	8 m	25'	lamelle	

TECHNICAL DATA	
	<b>18 CLASSIC</b>
	0,90 kg   1.98 lb
<b>V PEAK</b>	113
	Argon
$\varnothing$	0,5÷4,0 mm   .020"÷5/32"
<b>X 100%</b>	320A DC - 270A AC
	4 bar
	1.5 l/min

	CODE			
4	TQ0002		insulator	10
5	TG0018		tig 18 torch head	1
6	TG0118		tig 18 flex torch head	1
7	BW0066		back cap 117 mm	10
7	EA0130		O-ring Ø 9x2 mm	10
8	TT0176		french trigger	1
10	TP0005		tig tube handle	1
11	TH1310		cable assembly - 4 m / 12.5'	1
11	TH1311		cable assembly - 8 m / 25'	1
12	TH1102		power cable - 4 m / 12.5'	1
12	TH1103		power cable - 8 m / 25'	1
15	CX0080		TSK 50 - quick plug	1
	TT0104		starter kit - 2,4 mm / .32"	1



**STARTER KIT INCLUDED**  
See the relevant pages



# CLASSIC 20

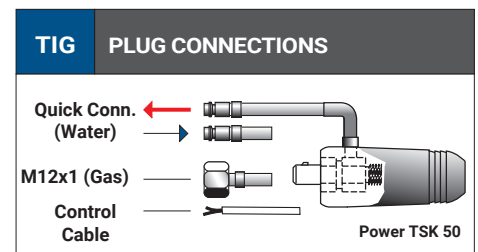
CE EN60974-7



CODE	↔			
SV6437-10	4 m	12.5'	lamelle	TSK 50-M12x1
SV6837-10	8 m	25'	lamelle	

TECHNICAL DATA	
	<b>20 CLASSIC</b>
	0,85 kg   1.87 lb
	113
	Argon
	0,5 ÷ 3,2 mm   .020" ÷ 1/8"
	250A DC - 220A AC
	4 bar
	1.5 l/min

	CODE			
4	TQ0001		insulator	10
5	TG0020		tig 20 torch head	1
6	TG0220		tig 20 flex torch head	1
7	BW0063		back cap 147,5 mm	10
7	EA0129		O-ring Ø 4,5x2 mm	10
8	TT0176		french trigger	1
10	TP0007		tig tube handle	1
11	TH1320		cable assembly - 4 m / 12.5'	1
11	TH1321		cable assembly - 8 m / 25'	1
12	TH1106		power cable - 4 m / 12.5'	1
12	TH1107		power cable - 8 m / 25'	1
15	CX0080		TSK 50 - quick plug	1
	TT0102		starter kit - 2,4 mm / .32"	1





# CLASSIC 26

CE EN60974-7



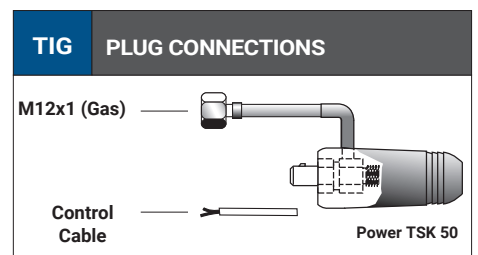
CODE	↔			
SK6409-10	4 m	12.5'	lamelle	
SK6809-10	8 m	25'	lamelle	

TECHNICAL DATA		
	<b>26 CLASSIC</b>	
	0,55 kg	1.22 lb
	PEAK 113	
	Argon	
	0,5 ÷ 4,0 mm	.020" ÷ 5/32"
	35%	
	180A DC - 150A AC	

	CODE			
4	TQ0002		insulator	10
5	TF0026		tig 26 torch head	1
6	TF0027		tig 26 flex torch head	1
7	BW0066		back cap 117 mm	10
7	EA0130		O-ring Ø 9x2 mm	10
8	TT0176		french trigger	1
10	TP0005		tig tube handle	1
11	TH1354		cable assembly - 4 m / 12.5'	1
11	TH1355		cable assembly - 8 m / 25'	1
12	TH1003		power cable - 4 m / 12.5'	1
12	TH1004		power cable - 8 m / 25'	1
15	CX0079		TSK 50 - M12X1 plug	1
	TT0104		starter kit - 2,4 mm / .32"	1



**STARTER KIT INCLUDED**  
See the relevant pages



# TIG 9V

CE EN60974-7




CODE	↔			
SC4413-00	4 m	12,5'	Valve	1
SC4813-00	8 m	25'		1

### OPTIONAL STARTER KIT

CODE	∅			
TT0101	1,6 mm	1/16"	<b>WR2</b>	1
TT0102	2,4 mm	3/32"	<b>WR2</b>	1

TECHNICAL DATA		
<b>EXPERTIG 9V</b>		
	0,45 kg	0,99 lb
	113	
	Argon	
	0,5 ÷ 2,4 mm	0,020" ÷ 3/32"
	110A DC - 95A AC	

	CODE		
4	TQ0001		10
5	TF0109		1
6	TF0110		1
7	BW0063		10
7	BW0061		10
8	TP0004		1
12	TH0005		1
12	TH0006		1
13	CX1125		1



WEAR PARTS NOT INCLUDED INTO THE TORCH PACKAGE

Connection Types  
See the relevant page

**TIG PLUG CONNECTIONS**

Gas Hose ——— 2 m

Power TSKM 25 / TSK 50

# TIG 17V

CE EN60974-7



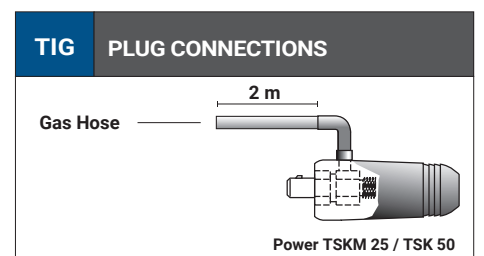

CODE	↔		Valve	 TSKM 25-2m  TSK 50-2m	 1
SH4413-00	4 m	12,5'			
SH4813-00	8 m	25'			
SH4431-00	4 m	12,5'			
SH4831-00	8 m	25'			

TECHNICAL DATA		
<b>EXPERTIG 17V</b>		
	0,55 kg	1,22 lb
	113	
<b>V PEAK</b>	Argon	
	0,5 ÷ 2,4 mm	0,020" ÷ 3/32"
<b>X 35%</b>	140A DC - 125A AC	

### OPTIONAL STARTER KIT

CODE	∅		 WR2	 1
TT0103	1,6 mm	1/16"		
TT0104	2,4 mm	3/32"		
TT0105	3,2 mm	1/8"		

CODE				
4	TQ0002		insulator	10
5	TF0117		tig 17V torch head	1
6	TF0118		tig 17V flex torch head	1
7	BW0066		back cap 117 mm	10
7	BW0061		valve	10
8	EA0130		O-ring ∅ 9x2 mm	10
8	TP0004		tube handle	1
12	TH0005		power cable - 4 m / 12.5'	1
12	TH0006		power cable - 8 m / 25'	1
13	CX0081		TSK 50 - gas tube (2m) plug	1



# TIG 26V

CE EN60974-7



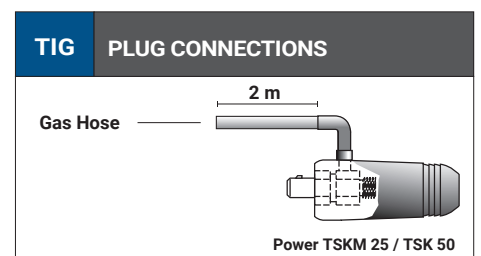
CODE	↔			
SM4431-00	4 m	12,5'	Valve	1
SM4831-00	8 m	25'		TSK 50-2m

TECHNICAL DATA		
<b>EXPERTIG 26V</b>		
	0,80 kg	1,76 lb
	113	
	Argon	
	0,5 ÷ 4,0 mm	0,020" ÷ 5/32"
	180A DC - 150A AC	

**OPTIONAL STARTER KIT**

CODE	∅			
TT0103	1,6 mm	1/16"		1
TT0104	2,4 mm	3/32"		1
TT0105	3,2 mm	1/8"		1

	CODE		Description	
4	TQ0002		insulator	10
5	TF0126		tig 26V torch head	1
6	TF0127		tig 26V flex torch head	1
7	BW0066		back cap 117 mm	10
7	BW0062		valve	10
8	TP0005		tube handle	1
12	TH0007		power cable - 4 m / 12.5'	1
12	TH0008		power cable - 8 m / 25'	1
13	CX0081		TSK 50 - gas tube (2m) plug	1




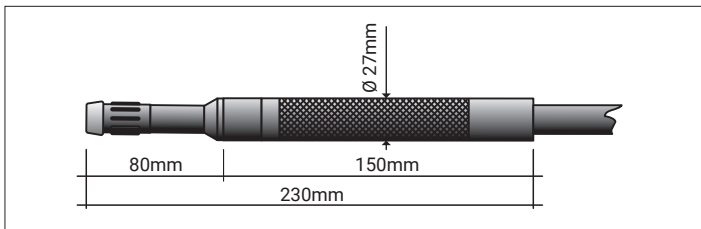
# AUTOTIG 18

CE EN60974-7



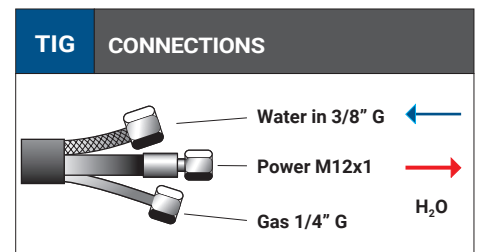
CODE	↔		
ST4401-00	4 m	12.5'	M12x1
ST4801-00	8 m	25'	

TECHNICAL DATA		
	<b>AUTOTIG 18</b>	
	0.90 Kg	1.98 lb
	113	
	Argon	
	0,5÷4,0 mm	.020"÷5/32"
	320A DC - 270A AC	
	4 bar	
	1.5 l/min	



WEAR PARTS NOT INCLUDED INTO THE TORCH PACKAGE

	CODE		Description	Quantity
4	TQ0002		insulator	10
5	TG1001		Autotig 18 torch head	1
10	TP0005		tig tube handle	1
12	TH0082		power cable - 4 m / 12.5'	1
12	TH0083		power cable - 8 m / 25'	1




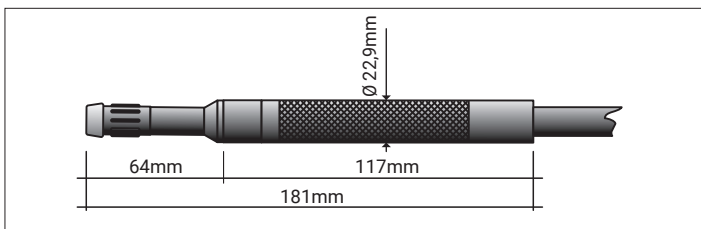
# AUTOTIG 20

CE EN60974-7



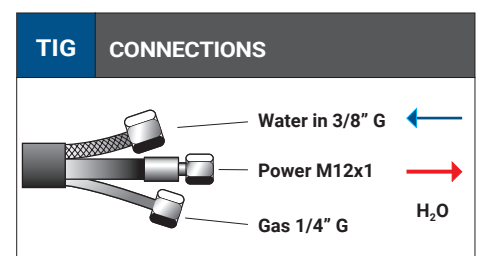
CODE	↔		
SX4401-00	4 m	12.5'	 M12x1
SX4801-00	8 m	25'	

TECHNICAL DATA		
AUTOTIG 20		
	0,85 kg	1.87 lb
	113	
	Argon	
	0,5 ÷ 3,2 mm	.020" ÷ 1/8"
	250A DC - 220A AC	
	4 bar	
	1.5 l/min	



WEAR PARTS NOT INCLUDED INTO THE TORCH PACKAGE

	CODE		Description	Quantity
4	TQ0001		insulator	10
5	TG1000		Autotig 20 torch head	1
10	TP0007		tig tube handle	1
12	TH0086		power cable - 4 m / 12.5'	1
12	TH0087		power cable - 8 m / 25'	1



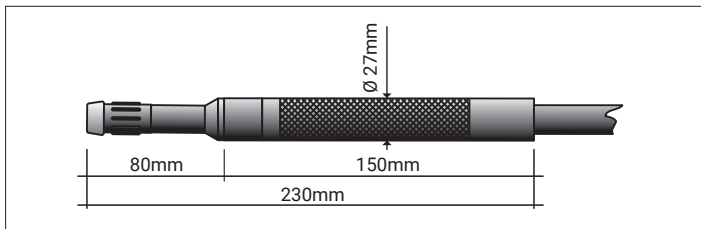
# AUTOTIG 26

CE EN60974-7




CODE	↔		
SN4401-00	4 m	12.5'	 M12x1
SN4801-00	8 m	25'	

TECHNICAL DATA		
	<b>AUTOTIG 26</b>	
	0,80 kg	1,76 lb
	113	
	Argon	
	0,5÷4,0 mm	.020" ÷ 5/32"
	180A DC - 150A AC	



WEAR PARTS NOT INCLUDED INTO THE TORCH PACKAGE

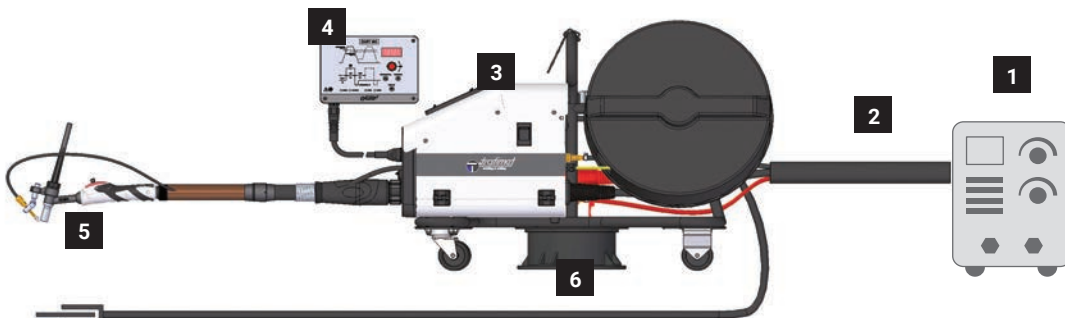
	CODE		
4	TQ0002		insulator 10
5	TF1001		Autotig 26 torch head 1
10	TP0005		tig tube handle 1
12	TH0007		power cable - 4 m / 12.5' 1
12	TH0008		power cable - 8 m / 25' 1



# EASY 400 PLUS



Input Voltage	120 Vac - 230 Vac - 50/60 Hz
Power	100 VA
Maximum welding current	350A (100% work cycle) 460A (30% work cycle)
Diameter of the wire usable for steel filler materials	0,8 mm ÷ 1,2 mm
Diameter of the wire usable for aluminium alloys filler materials	1,0 mm ÷ 1,6 mm
Wire spool size	Ø 200 mm ÷ Ø 300 mm
Level of protection	IP 2X
Dimensions	350 x 250 x 300 mm
Net weight (MU0633)	7,5kg



## 1 INFORMATION OF YOUR WELDING MACHINE

Producer

Brand / Model

## 2 CONNECTION CABLE ASSEMBLY

1,5 m standard cable assembly

TH0450-01-108


4 m standard cable assembly

TH0450-04-108

8 m standard cable assembly

TH0450-08-108

### Cable connection



If the cable is custom, the last 3 digits of the part number (108) correspond to the connection number



**3 WIRE FEEDER**

**EASY 400 PLUS** (with 2 steel rollers set 0,8 ÷ 1,0 mm included)

**MU0633**

**4 CONTROL PANEL**

4 m cable

**BX1371**

8 m cable

**BX1372**

**5 TIG TORCH**

> see the following page

**6 TROLLEY KIT FOR COIL WIRE**

Ø Max 300 mm

**TT0174**


**EASY 400 PLUS ACCESSORIES**
**INDEPENDENT WIRE OUTPUT KIT**

For the use of EASY 400 PLUS with any torch

Wire feeding kit for TIG manual torches, complete of buttons for the wire speed adjustment, loading and retract.



Kit for manual torches - 4 m

**TT0177**

Wire feeding kit for TIG automatic torches, can be used in association with any automatic welding control equipment.



Kit for automatic torches - 4 m

**TT0178**

**EASY 400 PLUS ROLLER SET**

For steel wire  
Ø 0,8 ÷ 1,0 mm  
(STANDARD)  
**FA0201**



For steel wire  
Ø 1,0 ÷ 1,2 mm  
**FA0202**



For aluminium wire  
Ø 1,0 ÷ 1,2 mm  
**FA0203**



For aluminium wire  
Ø 1,2 ÷ 1,6 mm  
**FA0204**



## EASY 400 PLUS



1 Graphite liner

2 Wire feeding kit

3 Contact tip



### TPRO Multi 20HC




	<b>TPRO Multi 20HC</b>
	4 m cable
<b>V Peak</b>	113
	Argon

	0,5 ÷ 3,2 mm
<b>X 100%</b>	320A DC - 250A AC
	4 bar
	1,5 l/min

	CODE		
	<b>HB3804S-358-TG3</b>	TPRO Multi 20HC - 4 m	1
1	<b>GM0956</b>	Black nylon +12% graphite liner 4m 1,0-1,2 (Easy)	1
2	<b>FE0169</b>	TPRO Multi 20HC wire feeder kit (inclusive of TT0170 kit)	1
3	<b>TT0170</b>	3 contact tips kit Ø 0,8 / 1,0 / 1,2 mm	1
3	<b>MD0222-08</b>	Contact tip for Ø 0,8 mm wire	5
3	<b>MD0222-10</b>	Contact tip for Ø 1,0 mm wire	5
3	<b>MD0222-12</b>	Contact tip for Ø 1,2 mm wire	5

### TPRO Multi 18HC




	<b>TPRO Multi 18HC</b>
	4 m cable
<b>V Peak</b>	113
	Argon

	0,5 ÷ 4,0 mm
<b>X 100%</b>	400A DC - 300A AC
	4 bar
	1,5 l/min

	CODE		
	<b>HB3304S-358-TG3</b>	TPRO Multi 18HC - 4 m	1
1	<b>GM0956</b>	Black nylon +12% graphite liner 4m 1,0-1,2 (Easy)	1
2	<b>FE0179</b>	TPRO Multi 18HC wire feeder kit (inclusive of TT0170 kit)	1
3	<b>TT0170</b>	3 contact tips kit Ø 0,8 / 1,0 / 1,2 mm	1
3	<b>MD0222-08</b>	Contact tip for Ø 0,8 mm wire	5
3	<b>MD0222-10</b>	Contact tip for Ø 1,0 mm wire	5
3	<b>MD0222-12</b>	Contact tip for Ø 1,2 mm wire	5

### TPRO Multi 26



	<b>TPRO Multi 26</b>
	4 m cable
<b>V Peak</b>	113

	Gas	Argon
	Ø	0,5 ÷ 4,0 mm
<b>X 35%</b>		180A DC - 150A AC

	CODE		
	<b>HA2604S-358-TG3</b>	TPRO Multi 26 - 4 m	1
<b>1</b>	<b>GM0956</b>	Black nylon +12% graphite liner 4m 1,0-1,2 (Easy)	1
<b>2</b>	<b>FE0179</b>	TPRO Multi 26 wire feeder kit (inclusive of TT0170 kit)	1
<b>3</b>	<b>TT0170</b>	3 contact tips kit Ø 0,8 / 1,0 / 1,2 mm	1
<b>3</b>	<b>MD0222-08</b>	Contact tip for Ø 0,8 mm wire	5
<b>3</b>	<b>MD0222-10</b>	Contact tip for Ø 1,0 mm wire	5
<b>3</b>	<b>MD0222-12</b>	Contact tip for Ø 1,2 mm wire	5

### AUTOTIG 20



	<b>Autotig 20</b>	
	4 m cable	
<b>V Peak</b>	113	
	Gas	Argon

	Ø	0,5 ÷ 3,2 mm
<b>X 100%</b>		250A DC - 220A AC
		4 bar
		1,5 l/min

	CODE		
	<b>HB2004P-358-TG3</b>	Autotig 20 - 4 m	1
<b>1</b>	<b>GM0956</b>	Black nylon +12% graphite liner 4m 1,0-1,2 (Easy)	1
<b>2</b>	<b>FE0189</b>	AUTOTIG 20 wire feeder kit (inclusive of TT0170 kit)	1
<b>3</b>	<b>TT0170</b>	3 contact tips kit Ø 0,8 / 1,0 / 1,2 mm	1
<b>3</b>	<b>MD0222-08</b>	Contact tip for Ø 0,8 mm wire	5
<b>3</b>	<b>MD0222-10</b>	Contact tip for Ø 1,0 mm wire	5
<b>3</b>	<b>MD0222-12</b>	Contact tip for Ø 1,2 mm wire	5

### AUTOTIG 18



	<b>Autotig 18</b>	
	4 m cable	
<b>V Peak</b>	113	
	Gas	Argon

	Ø	0,5 ÷ 4,0 mm
<b>X 100%</b>		320A DC - 270A AC
		4 bar
		1,5 l/min

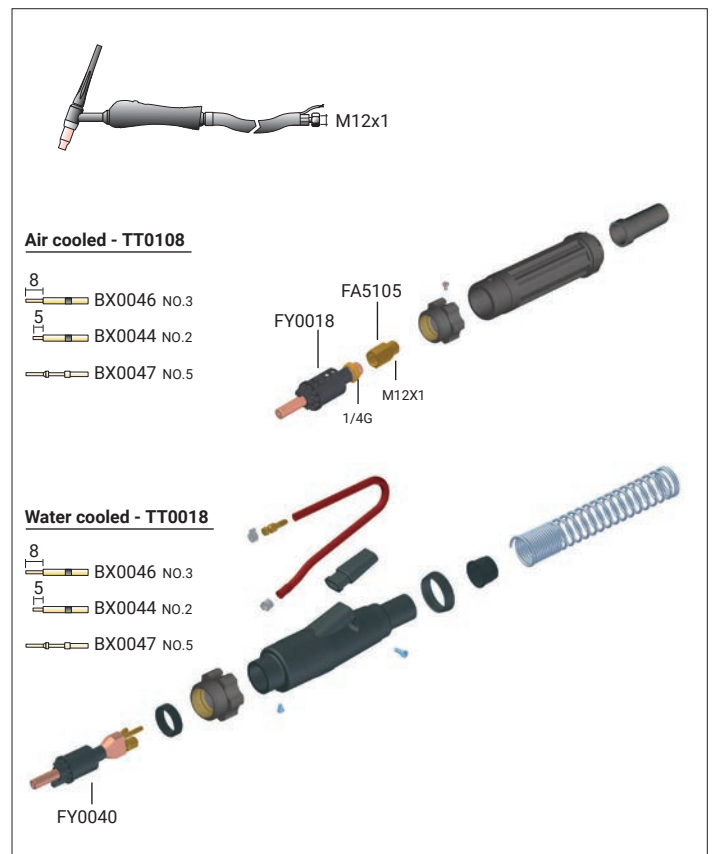
	CODE		
	<b>HB1804P-358-EG3</b>	Autotig 18 - 4 m	1
<b>1</b>	<b>GM0956</b>	Black nylon +12% graphite liner 4m 1,0-1,2 (Easy)	1
<b>2</b>	<b>FE0189</b>	AUTOTIG 18 wire feeder kit (inclusive of TT0170 kit)	1
<b>3</b>	<b>TT0170</b>	3 contact tips kit Ø 0,8 / 1,0 / 1,2 mm	1
<b>3</b>	<b>MD0222-08</b>	Contact tip for Ø 0,8 mm wire	5
<b>3</b>	<b>MD0222-10</b>	Contact tip for Ø 1,0 mm wire	5
<b>3</b>	<b>MD0222-12</b>	Contact tip for Ø 1,2 mm wire	5

# TIG CENTRAL ADAPTORS



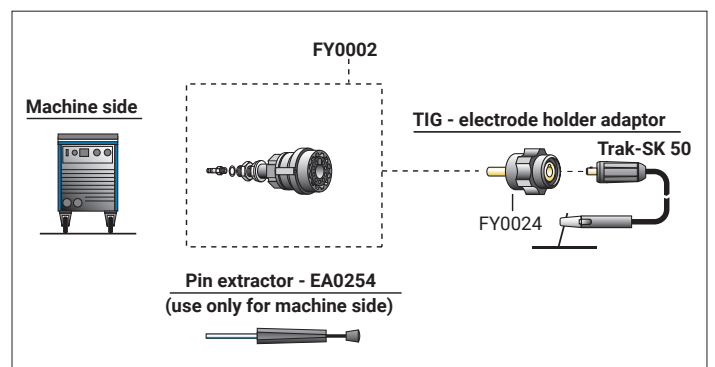
## TORCH SIDE

CODE			
TT0108		TIG air central connector - torch side	1
TT0018		TIG water central connector - torch side	1
FY0018		plasma/tig central connector body - torch side - air	1
FY0040		tig central connector body - torch side - water	1
BX0044		male spring pin L=8mm	10
BX0046		male spring pin L=5mm	10
BX0047		female spring pin	10

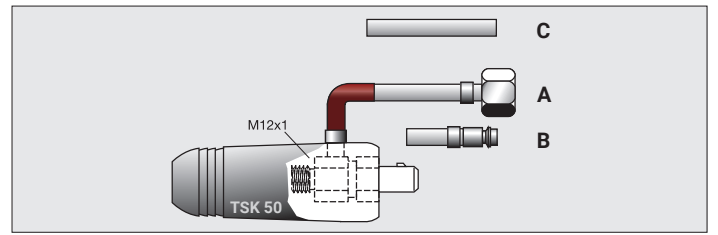
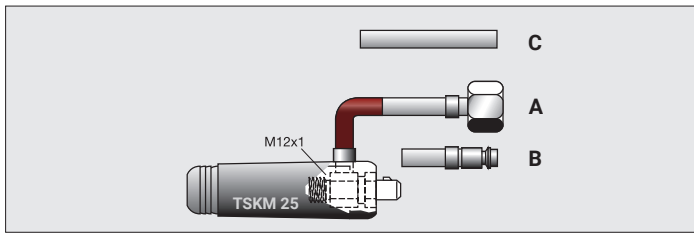


## MACHINE SIDE

CODE			
FY0002		tig central connector - machine side - air & water	1
FY0024		electrode adaptor	1
EA0254		pin extractor for central adaptor	1
PT0203		female spring pins kit (5 pcs)	1



## CONNECTORS M12X1



### TSKM25

CODE			
CX0087		TSKM 25 - 1/4 G plug	A 1
CX0088		TSKM 25 - 3/8 G plug	A 1
CX0089		TSKM 25 - M12x1 plug	A 1
CX0090		TSKM 25 - quick plug	B 1
CX1125		TSKM 25 - gas tube (2m) plug	C 1

### TSK50

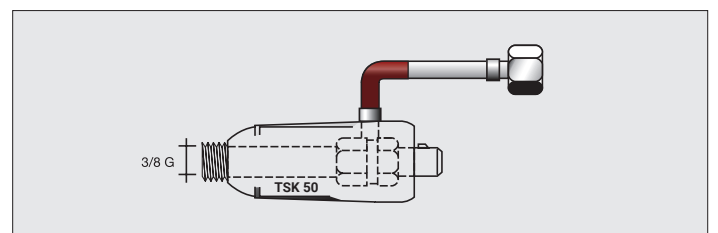
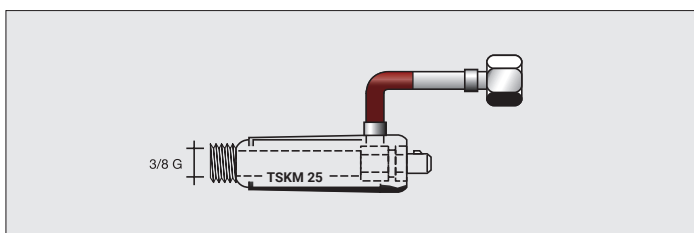
CODE			
CX0077		TSK 50 - 1/4 G plug	A 1
CX0078		TSK 50 - 3/8 G plug	A 1
CX0079		TSK 50 - M12x1 plug	A 1
CX0080		TSK 50 - quick plug	B 1
CX0081		TSK 50 - gas tube (2m) plug	C 1

### CENTRAL CONNECTORS

CODE			
TT0106		L-TEC kit - air	1
TT0113		L-TEC kit - water	1
TT0107		Eurotig kit - air	1
TT0114		Eurotig kit - water	1

CODE			
EA0326		90° plastic connector	1

## CONNECTORS 3/8 G



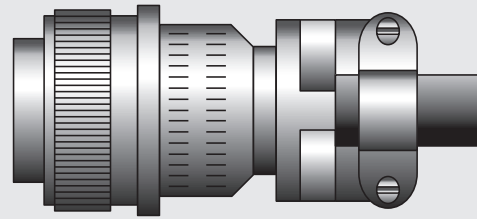
### TSKM25 - 3/8 G

CODE			
CX0050		TSKM25 - 3/8 G plug	1
CX0093		TSKM25 - 1/4 G plug	1

### TSK50 - 3/8 G

CODE			
CX0051		TSK50 - 3/8 G plug	1
CX0094		TSK50 - 1/4 G plug	1

# ELECTRIC PLUGS



5 pins

<b>CODE</b>		
BX0251	5 pins Tuchel-Stecker	1

FOR WELDING MACHINES: Messer®, Migomat®, Kjellberg®, EWM®, Oerlikon®, Lincoln-EWS®, Dalex®, Jaeckle®, Castolin®, Nimak®, Lorche®, L-Tec®, Fronius®, Rowac®, Merkle®.

5 pins

<b>CODE</b>		
BX0282	3 pins Tuchel-Stecker	1

FOR WELDING MACHINES: Kjellberg®, Dalex®, Lorche®, Merkle®, Telwin®, Cloos®.

6 pins

<b>CODE</b>		
BX0283	6 pins Amp-Stecker	1

FOR WELDING MACHINES: Lincoln®

6 pins

<b>CODE</b>		
BX0476	6 pins Harting-Stecker	1

FOR WELDING MACHINES: Migatronic®.

7 pins

<b>CODE</b>		
BX0477	7 pins Stecker	1

FOR WELDING MACHINES: Elektra-Bechum®, Migatronic®, SVR®.

9 pins

<b>CODE</b>		
BX0478	9 pins Rectec	1

FOR WELDING MACHINES: Castolin®, Fronius®.

7 pins

<b>CODE</b>		
BX0479	7 pins Tuchel-Stecker	1

FOR WELDING MACHINES: Kjellberg®, Dalex®, Castolin®, Salteco®, Elma-technik®.

2 pins

<b>CODE</b>		
BX0481	2 pins Amp-Stecker	1

FOR WELDING MACHINES: Esab®.

4 pins

<b>CODE</b>		
BX0482	4 pins Amp-Stecker	1

FOR WELDING MACHINES: Kemppi®, UTP®.

8 pins

<b>CODE</b>		
BX0483	8 pins Amp-Stecker	1

FOR WELDING MACHINES: Esab®/WTL®.

10 pins

<b>CODE</b>		
BX0484	10 pins Amp-Stecker	1

FOR WELDING MACHINES: Kemppi®.

7 pins

<b>CODE</b>		
BX0486	7 pins Rectec	1

FOR WELDING MACHINES: Bester®, Migatronic®, Rehm®, Cife®, EASY 400 PLUS.

8 pins

<b>CODE</b>		
BX0487	8 pins Burndy-Stecker	1

FOR WELDING MACHINES: EWM®.

3 pins

<b>CODE</b>		
BX0488	3 pins Dioden-Stecker	1

FOR WELDING MACHINES: ESS®, Deca®.

14 pins

<b>CODE</b>		
BX0489	14 pins Amp-Stecker	1

FOR WELDING MACHINES: EWM®, Telwin®, Miller®, Fro®, Cife®.

4 pins

<b>CODE</b>		
BX0516	4 pins Amphenol-Tuchel	1

FOR WELDING MACHINES: Ergus®.

## SWITCHES BUTTON KITS









EXPERTIG



### SWITCH COVER + SILICON BUTTON KITS

CODE			
TT0611		Single Button Kit	1
TT0612		Double Buttons Kit	1
TT0613		Triple Buttons Kit	1
TT0620		Single Button + Potentiometer Kit	1

### PC-BOARDS

CODE			
TT0630		Pc-Board (1 - 2 buttons)	1
TT0634		Pc-Board (3 buttons)	1
TT0631		Pc-Board Single Button + 1 kOhm Potentiometer	1
TT0632		Pc-Board Single Button + 5 kOhm Potentiometer	1
TT0633		Pc-Board Single Button + 10 kOhm Potentiometer	1

# TIG TORCH HEADS

EXPERTIG  
CLASSIC  
TIG V  
AUTOTIG



## MANUAL

CODE			
TF0009		TIG 9	1
TF0010		TIG 9 FLEX	1
TF0222		TIG 9 FLEX 100 mm	1
TF0017		TIG 17	1
TF0022		TIG 17 FLEX	1
TF0024		TIG 24	1
TF0224		TIG 24 FLEX	1
TF0026		TIG 26	1
TF0027		TIG 26 FLEX	1

## VALVE

CODE			
TF0109		TIG 9 V	1
TF0110		TIG 9 V FLEX	1
TF0117		TIG 17 V	1
TF0118		TIG 17 V FLEX	1
TF0126		TIG 26 V	1
TF0127		TIG 26 V FLEX	1

## AUTOMATIC

CODE			
TF1000		AUTOTIG 9	1
TF1001		AUTOTIG 26	1

## MANUAL

CODE			
TG0018		TIG 18	1
TG0118		TIG 18 FLEX	1
TG0913		TIG 18 HC	1
TG0914		TIG 18 HC FLEX	1
TG0020		TIG 20	1
TG0220		TIG 20 FLEX	1
TG0223		TIG 20 FLEX 125 mm	1
TG0912		TIG 20 HC	1
TG0911		TIG 20 HC FLEX	1
TG0024		TIG 24W	1
TG0224		TIG 24W FLEX	1
TG0025		TIG 25	1
TG0917		SUPER 50	1




## AUTOMATIC

CODE			
TG1001		AUTOTIG 18	1
TG1000		AUTOTIG 20	1



## TUNGSTEN ELECTRODES



CODE		$\varnothing$ 	$\longleftrightarrow$	
TR0001-10	<b>WP</b>	1 mm	150 mm	1
TR0001-16		1,6 mm	150 mm	1
TR0001-20		2 mm	150 mm	1
TR0001-24		2,4 mm	150 mm	1
TR0001-32		<b>Pure</b>	3,2 mm	150 mm
TR0001-40		4 mm	150 mm	1
TR0002-10	<b>WP</b>	1 mm	175 mm	1
TR0002-16		1,6 mm	175 mm	1
TR0002-20		2 mm	175 mm	1
TR0002-24		2,4 mm	175 mm	1
TR0002-32		<b>Pure</b>	3,2 mm	175 mm
TR0002-40		4 mm	175 mm	1
TR0007-10	<b>WC20</b>	1 mm	150 mm	1
TR0007-16		1,6 mm	150 mm	1
TR0007-20		2 mm	150 mm	1
TR0007-24		2,4 mm	150 mm	1
TR0007-32		<b>Ceriated CeO<sub>2</sub></b>	3,2 mm	150 mm
TR0007-40		4 mm	150 mm	1
TR0008-10	<b>WC20</b>	1 mm	175 mm	1
TR0008-16		1,6 mm	175 mm	1
TR0008-20		2 mm	175 mm	1
TR0008-24		2,4 mm	175 mm	1
TR0008-32		<b>Ceriated CeO<sub>2</sub></b>	3,2 mm	175 mm
TR0008-40		4 mm	175 mm	1
TR0011-10	<b>WL10</b>	1 mm	150 mm	1
TR0011-16		1,6 mm	150 mm	1
TR0011-20		2 mm	150 mm	1
TR0011-24		2,4 mm	150 mm	1
TR0011-32		<b>Lanthanium La<sub>2</sub>O<sub>3</sub></b>	3,2 mm	150 mm
TR0011-40		4 mm	150 mm	1
TR0012-16	<b>WL10</b>	1,6 mm	175 mm	1
TR0012-24		2,4 mm	175 mm	1
TR0012-32		<b>Lanthanium La<sub>2</sub>O<sub>3</sub></b>	3,2 mm	175 mm

CODE		$\varnothing$ 	$\longleftrightarrow$	
TR0013-10	<b>WL15</b>	1 mm	150 mm	1
TR0013-16		1,6 mm	150 mm	1
TR0013-20		2 mm	150 mm	1
TR0013-24		2,4 mm	150 mm	1
TR0013-32		<b>Lanthanium La<sub>2</sub>O<sub>3</sub></b>	3,2 mm	150 mm
TR0013-40		4 mm	150 mm	1
TR0014-10	<b>WL15</b>	1 mm	175 mm	1
TR0014-16		1,6 mm	175 mm	1
TR0014-20		2 mm	175 mm	1
TR0014-24		2,4 mm	175 mm	1
TR0014-32		<b>Lanthanium La<sub>2</sub>O<sub>3</sub></b>	3,2 mm	175 mm
TR0014-40		4 mm	175 mm	1
TR0017-10	<b>WL20</b>	1 mm	150 mm	1
TR0017-16		1,6 mm	150 mm	1
TR0017-20		2 mm	150 mm	1
TR0017-24		2,4 mm	150 mm	1
TR0017-32		<b>Lanthanium La<sub>2</sub>O<sub>3</sub></b>	3,2 mm	150 mm
TR0017-40		4 mm	150 mm	1
TR0018-10	<b>WL20</b>	1 mm	175 mm	1
TR0018-16		1,6 mm	175 mm	1
TR0018-20		2 mm	175 mm	1
TR0018-24		2,4 mm	175 mm	1
TR0018-32		<b>Lanthanium La<sub>2</sub>O<sub>3</sub></b>	3,2 mm	175 mm
TR0018-40		4 mm	175 mm	1
TR0021-10	<b>WR2</b>	1 mm	150 mm	1
TR0021-16		1,6 mm	150 mm	1
TR0021-20		2 mm	150 mm	1
TR0021-24		2,4 mm	150 mm	1
TR0021-32		<b>Oxides mix</b>	3,2 mm	150 mm
TR0021-40		4 mm	150 mm	1
TR0022-10	<b>WR2</b>	1 mm	175 mm	1
TR0022-16		1,6 mm	175 mm	1
TR0022-20		2 mm	175 mm	1
TR0022-24		2,4 mm	175 mm	1
TR0022-32		<b>Oxides mix</b>	3,2 mm	175 mm
TR0022-40		4 mm	175 mm	1

## TIG CONSUMABLE KITS

### STARTER KITS



#### 9 - 20 - 20 HC - 25

CODE		Ø		
TT0221	1,6 mm		1/16"	1
TT0222	2,4 mm		3/32"	1


#### 17 - 18 - 18 HC - 26

CODE		Ø		
TT0223	1,6 mm		1/16"	1
TT0224	2,4 mm		3/32"	1

#### 24 - 24W

CODE		Ø		
TT0226	1,6 mm		1/16"	1

### STARTER KITS



#### 9 - 20 - 20 HC - 25

CODE		Ø		
TT0101	1,6 mm	1/16"		1
TT0102	2,4 mm	3/32"		1

#### 17 - 18 - 18 HC - 26


CODE		Ø		
TT0103	1,6 mm	1/16"		1
TT0104	2,4 mm	3/32"		1
TT0105	3,2 mm	1/8"		1

#### 24 - 24W



CODE		Ø		
TT0203	1,6 mm	1/16"		1
TT0204	2,4 mm	3/32"		1

## TIG CONSUMABLE KITS



### STARTER KITS WITH BACK CAP



#### 9 - 20 - 20 HC - 25

CODE	Ø			
TT0021	1,6 mm	1/16"	WC20	1
TT0022	2,4 mm	3/32"	WC20	1


#### 17 - 18 - 18 HC - 26

CODE	Ø			
TT0023	1,6 mm	1/16"	WC20	1
TT0024	2,4 mm	3/32"	WC20	1
TT0025	3,2 mm	1/8"	WC20	1


### MASTER KITS




#### 9 - 20 - 20 HC - 25

CODE	Ø	
TT0109	1,0 mm - 1,6 mm - 2,0 mm - 2,4 mm - 3,2 mm	1

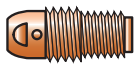
#### 17 - 18 - 18 HC - 26

CODE	Ø	
TT0110	1,6 mm - 2,0 mm - 2,4 mm - 3,2 mm - 4,0 mm	1

# TIG 9 / 20 / 20 HC / 25 - CONSUMABLES



1



2



3



4



7

## STANDARD

	CODE		Gr	Ø		↔	REF	
1	TC0012		4	6,4 mm	1/4"	30 mm	13N08	10
1	TC0013		5	8 mm	5/16"	30 mm	13N09	10
1	TC0014		6	9,8 mm	3/8"	30 mm	13N10	10
1	TC0015		7	11,2 mm	7/16"	30 mm	13N11	10
1	TC0016		8	12,7 mm	1/2"	30 mm	13N12	10
1	TC0017		10	15,7 mm	5/8"	30 mm	13N13	10
1	TC0096		4	6,5 mm	1/4"	48 mm	796F71	10
1	TC0097		5	8 mm	5/16"	48 mm	796F72	10
1	TC0098		6	9,5 mm	3/8"	48 mm	796F73	10
1	TC0101		4	6,5 mm	1/4"	63 mm	796F75	10
1	TC0102		5	8 mm	5/16"	63 mm	796F76	10
1	TC0103		4	6,5 mm	1/4"	89 mm	796F79	10
2	TE0003-05			0,5 mm	.020"	21 mm	13N25	10
2	TE0003-10			1,0 mm	.040"	21 mm	13N26	10
2	TE0003-16			1,6 mm	1/16"	21 mm	13N27	10
2	TE0003-20			2,0 mm	5/64"	21 mm	-	10
2	TE0003-24			2,4 mm	3/32"	21 mm	13N28	10
2	TE0003-32			3,2 mm	1/8"	21 mm	13N29	10

	CODE		Gr	Ø		↔	REF	
3	TD0003-05			0,5 mm	.020"	25 mm	13N20	10
3	TD0003-10			1,0 mm	.040"	25 mm	13N21	10
3	TD0003-16			1,6 mm	1/16"	25 mm	13N22	10
3	TD0003-20			2,0 mm	5/64"	25 mm	-	10
3	TD0003-24			2,4 mm	3/32"	25 mm	13N23	10
3	TD0003-32			3,2 mm	1/8"	25 mm	13N24	10
4	TQ0001						598882	10
7	BW0063					147,5 mm	41V24	10
7	BW0064					53 mm	41V35	10
7	BW0065					17,5 mm	41V33	10
7	EA0129							10

## GAS LENS

	CODE		Gr	Ø		↔	REF	
1	TC0041		4	6,4 mm	1/4"	25,5 mm	53N58	10
1	TC0042		5	8 mm	5/16"	25,5 mm	53N59	10
1	TC0043		6	9,8 mm	3/8"	25,5 mm	53N60	10
1	TC0044		7	11,2 mm	7/16"	25,5 mm	53N61	10
1	TC0045		8	12,7 mm	1/2"	25,5 mm	53N61S	10
2	TE0005-05			0,5 mm	.020"	22 mm	45V41	10
2	TE0005-10			1,0 mm	.040"	22 mm	45V42	10
2	TE0005-16			1,6 mm	1/16"	22 mm	45V43	10
2	TE0005-20			2,0 mm	5/64"	22 mm	-	10
2	TE0005-24			2,4 mm	3/32"	22 mm	45V44	10
2	TE0005-32			3,2 mm	1/8"	22 mm	45V45	10
2	TE0025-16			1,6 mm	1/16"	22 mm	-	10
2	TE0025-20			2,0 mm	5/64"	22 mm	-	10
2	TE0025-24			2,4 mm	3/32"	22 mm	-	10
2	TE0025-32			3,2 mm	1/8"	22 mm	-	10
3	TD0003-05			0,5 mm	.020"	25 mm	13N20	10
3	TD0003-10			1,0 mm	.040"	25 mm	13N21	10
3	TD0003-16			1,6 mm	1/16"	25 mm	13N22	10
3	TD0003-20			2,0 mm	5/64"	25 mm	-	10
3	TD0003-24			2,4 mm	3/32"	25 mm	13N23	10
3	TD0003-32			3,2 mm	1/8"	25 mm	13N24	10
4	TQ0001						598882	10
7	BW0063					147,5 mm	41V24	10
7	BW0064					53 mm	41V35	10
7	BW0065					17,5 mm	41V33	10
7	EA0129							10

## GAS LENS XL (JUMBO)

	CODE		Gr	Ø		↔	REF	
1	TC0118		8	12,7 mm	1/2"	48 mm	57N74	10
1	TC0119		10	15,7 mm	5/8"	48 mm	53N88	10
1	TC0120		12	19,5 mm	3/4"	48 mm	53N87	10
2	TE0088-16			1,6 mm	1/16"	40 mm	45V116S	2
2	TE0088-24			2,4 mm	3/32"	40 mm	45V64S	2
2	TE0088-32			3,2 mm	1/8"	40 mm	-	2
3	TD0088-16			1,6 mm	1/16"	40 mm	13N22L	10
3	TD0088-20			2,0 mm	5/64"	40 mm	-	10
3	TD0088-24			2,4 mm	3/32"	40 mm	13N23L	10
3	TD0088-32			3,2 mm	1/8"	40 mm	13N24L	10
4	TQ0026						54N6320	10
7	BW0063					147,5 mm	41V24	10
7	BW0064					53 mm	41V35	10
7	BW0065					17,5 mm	41V33	10
7	EA0129							10

STANDARD

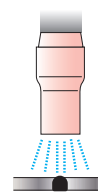


Figure 1

GAS LENS

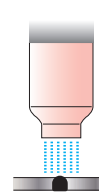


Figure 2

JUMBO

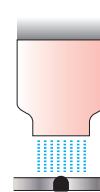



Figure 3

Protection gas flow is usually guttered by a STANDARD ceramic nozzle (Figure 1). Such flow is affected by turbulences of torch head which are caused by the inlet pressure. In order to assure an uniform gas distribution, above all in stainless steel, titanium and aluminium alloys welding, we suggest the use of GAS LENS spare parts. The electrode holder equipped with a gas lens net, uniform the flow (Figure 2) and aid to save the protection gas. Where permitted by external dimensions, it is recommended the JUMBO version which increases the protected surface with advantage for welding quality (Figure 3).

# TIG 17 / 18 / 18 HC / 26 - CONSUMABLES



## STANDARD

	CODE		Gr	Ø		↔	REF	
1	TC0002		4	6,4 mm	1/4"	47 mm	10N50	10
1	TC0003		5	8 mm	5/16"	47 mm	10N49	10
1	TC0004		6	9,8 mm	3/8"	47 mm	10N48	10
1	TC0005		7	11,2 mm	7/16"	47 mm	10N47	10
1	TC0006		8	12,7 mm	1/2"	47 mm	10N46	10
1	TC0007		10	15,7 mm	5/8"	47 mm	10N45	10
1	TC0008		12	19 mm	3/4"	47 mm	10N44	10
1	TC0091		5	8 mm	5/16"	76 mm	10N49L	10
1	TC0092		6	9,5 mm	3/8"	76 mm	10N48L	10
1	TC0093		7	11 mm		76 mm	10N47L	10
2	TE0001-05			0,5 mm	.020"	47 mm	10N29	10
2	TE0001-10			1,0 mm	.040"	47 mm	10N30	10
2	TE0001-16			1,6 mm	1/16"	47 mm	10N31	10
2	TE0001-20			2,0 mm	5/64"	47 mm	-	10
2	TE0001-24			2,4 mm	3/32"	47 mm	10N32	10
2	TE0001-32			3,2 mm	1/8"	47 mm	10N28	10
2	TE0001-40			4,0 mm	5/32"	47 mm	406488	10
2	TE0001-48			4,8 mm	3/16"	47 mm	30126	10

	CODE		Gr	Ø		↔	REF	
3	TD0001-05			0,5 mm	.020"	50 mm	10N21	10
3	TD0001-10			1,0 mm	.040"	50 mm	10N22	10
3	TD0001-16			1,6 mm	1/16"	50 mm	10N23	10
3	TD0001-20			2,0 mm	5/64"	50 mm	-	10
3	TD0001-24			2,4 mm	3/32"	50 mm	10N24	10
3	TD0001-32			3,2 mm	1/8"	50 mm	10N25	10
3	TD0001-40			4,0 mm	5/32"	50 mm	54N20	10
3	TD0001-48			4,8 mm	3/16"	50 mm	30028	10
4	TQ0002						18CG	10
4	TQ0008 *						-	10
7	BW0056					58 mm	57Y03	10
7	BW0066					117 mm	57Y02	10
7	BW0067					22,5 mm	57Y04	10
7	EA0130							10

\* ONLY FOR 18 HC

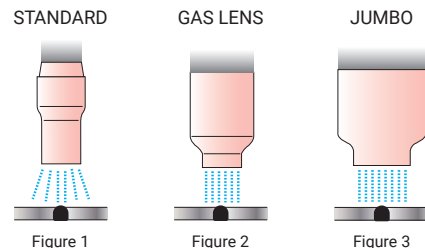
## GAS LENS

	CODE		Gr	Ø		↔	REF	
1	TC0031		4	6,4 mm	1/4"	42 mm	54N18	10
1	TC0032		5	8 mm	5/16"	42 mm	54N17	10
1	TC0033		6	9,8 mm	3/8"	42 mm	54N16	10
1	TC0034		7	11,2 mm	7/16"	42 mm	54N15	10
1	TC0035		8	12,7 mm	1/2"	42 mm	54N14	10
1	TC0036		11	19 mm	3/4"	42 mm	53N87	10
1	TC0037			17,2 mm		28,6 mm	54N19	10
1	TC0086		5	8 mm	5/16"	76 mm	54N17L	10
1	TC0087		6	9,5 mm	3/8"	76 mm	54N16L	10
1	TC0088		7	11 mm		76 mm	54N15L	10
2	TE0006-05			0,5 mm	.020"	50 mm	45V29	10
2	TE0006-10			1,0 mm	.040"	50 mm	45V24	10
2	TE0006-16			1,6 mm	1/16"	50 mm	45V25	10
2	TE0006-20			2,0 mm	5/64"	50 mm	-	10
2	TE0006-24	Cu + CuZn		2,4 mm	3/32"	50 mm	45V26	10
2	TE0006-32			3,2 mm	1/8"	50 mm	45V27	10
2	TE0006-40			4,0 mm	5/32"	50 mm	45V28	10
3	TD0022-10			1,0 mm	.040"	52 mm	-	10
3	TD0022-16			1,6 mm	1/16"	52 mm	-	10
3	TD0022-24			2,4 mm	3/32"	52 mm	-	10
3	TD0022-32			3,2 mm	1/8"	52 mm	-	10
3	TD0022-40			4,0 mm	5/32"	52 mm	-	10
4	TQ0003						54N01	10
7	BW0056					58 mm	57Y03	10
7	BW0066					117 mm	57Y02	10
7	BW0067					22,5 mm	57Y04	10
7	EA0130							10

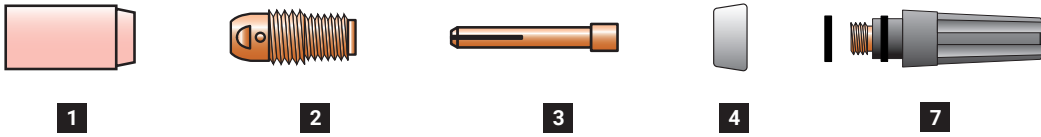
## GAS LENS XL (JUMBO)

	CODE		Gr	Ø		↔	REF	
1	TC0118		8	12,7 mm	1/2"	48 mm	57N74	10
1	TC0119		10	15,7 mm	5/8"	48 mm	53N88	10
1	TC0120		12	19,5 mm	3/4"	48 mm	53N87	10
2	TE0009-16			1,6 mm	1/16"	51 mm	45V16	2
2	TE0009-24			2,4 mm	3/32"	51 mm	45V64	2
2	TE0009-32			3,2 mm	1/8"	51 mm	995795	2
2	TE0009-40			4,0 mm	5/32"	51 mm	45V63	2
3	TD0001-05			0,5 mm	.020"	50 mm	10N21	10
3	TD0001-10			1,0 mm	.040"	50 mm	10N22	10
3	TD0001-16			1,6 mm	1/16"	50 mm	10N23	10
3	TD0001-20			2,0 mm	5/64"	50 mm	-	10
3	TD0001-24			2,4 mm	3/32"	50 mm	10N24	10
3	TD0001-32			3,2 mm	1/8"	50 mm	10N25	10
3	TD0001-40			4,0 mm	5/32"	50 mm	54N20	10
3	TD0001-48			4,8 mm	3/16"	50 mm	30028	10
4	TQ0027						54N63	10
7	BW0056					58 mm	57Y03	10
7	BW0066					117 mm	57Y02	10
7	BW0067					22,5 mm	57Y04	10
7	EA0130							10

Protection gas flow is usually guttered by a STANDARD ceramic nozzle (Figure 1). Such flow is affected by turbulences of torch head which are caused by the inlet pressure. In order to assure an uniform gas distribution, above all in stainless steel, titanium and aluminium alloys welding, we suggest the use of GAS LENS spare parts. The electrode holder equipped with a gas lens net, uniformes the flow (Figure 2) and aid to save the protection gas. Where permitted by external dimensions, it is recommended the JUMBO version which increases the protected surface with advantage for welding quality (Figure 3).



# TIG 17 / 18 / 18 HC / 26 - STUBBY CONSUMABLES



## STUBBY

	CODE	Gr	Ø	↔	REF	📦
1	TC0012	4	6,4 mm 1/4"	30 mm	13N08	10
1	TC0013	5	8 mm 5/16"	30 mm	13N09	10
1	TC0014	6	9,8 mm 3/8"	30 mm	13N10	10
1	TC0015	7	11,2 mm 7/16"	30 mm	13N11	10
1	TC0016	8	12,7 mm 1/2"	30 mm	13N12	10
1	TC0017	10	15,7 mm 5/8"	30 mm	13N13	10
1	TC0096	4	6,5 mm 1/4"	48 mm	796F71	10
1	TC0097	5	8 mm 5/16"	48 mm	796F72	10
1	TC0098	6	9,5 mm 3/8"	48 mm	796F73	10
1	TC0101	4	6,5 mm 1/4"	63 mm	796F75	10
1	TC0102	5	8 mm 5/16"	63 mm	796F76	10
1	TC0103	4	6,5 mm 1/4"	89 mm	796F79	10
2	TE0002-00		1,0 mm .040"	24,5 mm	17CB20	10
3	TD0002-10		1,0 mm .040"	29 mm	10N22S	10
3	TD0002-16		1,6 mm 1/16"	29 mm	10N23S	10
3	TD0002-20		2,0 mm	29 mm		10
3	TD0002-24		2,4 mm 3/32"	29 mm	10N24S	10
3	TD0002-32		3,2 mm 1/8"	29 mm	10N25S	10
4	TQ0002				18CG	10
4	TQ0008 *				-	10
7	BW0056			58 mm	57Y03	10
7	BW0066			117 mm	57Y02	10
7	BW0067			22,5 mm	57Y04	10
7	EA0130					10

\* ONLY FOR 18 HC

## STUBBY GAS LENS

	CODE	Gr	Ø	↔	REF	📦
1	TC0041	4	6,4 mm 1/4"	25,5 mm	53N58	10
1	TC0042	5	8 mm 5/16"	25,5 mm	53N59	10
1	TC0043	6	9,8 mm 3/8"	25,5 mm	53N60	10
1	TC0044	7	11,2 mm 7/16"	25,5 mm	53N61	10
1	TC0045	8	12,7 mm 1/2"	25,5 mm	53N61S	10
2	TE0095-16		1,6 mm 1/16"	29 mm	-	10
2	TE0095-20		2,0 mm 5/64"	29 mm	-	10
2	TE0095-24		2,4 mm 3/32"	29 mm	-	10
2	TE0095-32		3,2 mm 1/8"	29 mm	-	10
3	TD0095-16		1,6 mm 1/16"	30,7 mm	-	10
3	TD0095-20		2,0 mm 5/64"	30,7 mm	-	10
3	TD0095-24		2,4 mm 3/32"	30,7 mm	-	10
3	TD0095-32		3,2 mm 1/8"	30,7 mm	-	10
4	TQ0095				18CG20	10
4	TQ0096 *					10
7	BW0056			58 mm	57Y03	10
7	BW0066			117 mm	57Y02	10
7	BW0067			22,5 mm	57Y04	10
7	EA0130					10

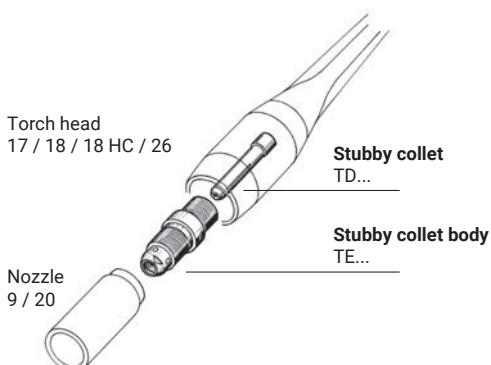
\* ONLY FOR 18 HC

## STUBBY GAS LENS (C u)

	CODE	Gr	Ø	↔	REF	📦
1	TC0041	4	6,4 mm 1/4"	25,5 mm	53N58	10
1	TC0042	5	8 mm 5/16"	25,5 mm	53N59	10
1	TC0043	6	9,8 mm 3/8"	25,5 mm	53N60	10
1	TC0044	7	11,2 mm 7/16"	25,5 mm	53N61	10
1	TC0045	8	12,7 mm 1/2"	25,5 mm	53N61S	10
2	TE0096-16		1,6 mm 1/16"	30,6 mm	-	10
2	TE0096-20		2,0 mm 5/64"	30,6 mm	-	10
2	TE0096-24		2,4 mm 3/32"	30,6 mm	-	10
2	TE0096-32		3,2 mm 1/8"	30,6 mm	-	10
3	TD0096-16		1,6 mm 1/16"	33 mm	-	10
3	TD0096-20		2,0 mm 5/64"	33 mm	-	10
3	TD0096-24		2,4 mm 3/32"	33 mm	-	10
3	TD0096-32		3,2 mm 1/8"	33 mm	-	10
4	TQ0095				18CG20	10
4	TQ0096 *					10
7	BW0056			58 mm	57Y03	10
7	BW0066			117 mm	57Y02	10
7	BW0067			22,5 mm	57Y04	10
7	EA0130					10

\* ONLY FOR 18 HC

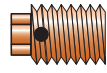
The Stubby collets allow the use of the small nozzles of the 9/20 series on the 17/18/26 torch bodies.



## TIG 24 / 24W - CONSUMABLES



1



2



3



4

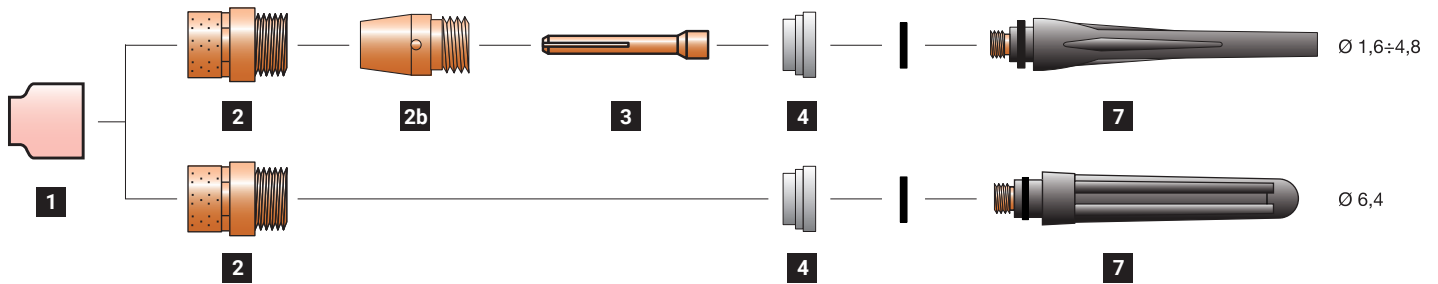
### STANDARD

	CODE		Gr	Ø		↔	REF	
1	TC0021		.165	4 mm	5/32"	16 mm	53N23	10
1	TC0022		4	6,4 mm	1/4"	16,5 mm	53N24	10
1	TC0023		5	8 mm	5/16"	15,6 mm	53N25	10
1	TC0024		6	9,8 mm	3/8"	15,6 mm	53N27	10
1	TC0027		4	6,4 mm	1/4"	29 mm	53N28	10
1	TC0028		6	9,8 mm	3/8"	29 mm	53N26	10
2	TE0004-05			0,5 mm	.020"	12 mm	53N17	10
2	TE0004-10			1,0 mm	.040"	12 mm	53N18	10
2	TE0004-16			1,6 mm	1/16"	12 mm	53N19	10
2	TE0004-24			2,4 mm	3/32"	12 mm	24CB332	10
3	TD0004-10			1,0 mm	.040"	14 mm	53N16	10
3	TD0004-16			1,6 mm	1/16"	14 mm	53N14	10
3	TD0004-24			2,4 mm	3/32"	14 mm	24C332	10
4	TQ0004						53N22	10

### GAS LENS

	CODE		Gr	Ø		↔	REF	
1	TC0041		4	6,4 mm	1/4"	25,5 mm	53N58	10
1	TC0042		5	8 mm	5/16"	25,5 mm	53N59	10
1	TC0043		6	9,8 mm	3/8"	25,5 mm	53N60	10
1	TC0044		7	11,2 mm	7/16"	25,5 mm	53N61	10
1	TC0045		8	12,7 mm	1/2"	25,5 mm	53N61S	10
2	TE0005-05			0,5 mm	.020"	22 mm	45V41	10
2	TE0005-10			1,0 mm	.040"	22 mm	45V42	10
2	TE0005-16			1,6 mm	1/16"	22 mm	45V43	10
2	TE0005-20	Cu + CuZn		2,0 mm	5/64"	22 mm		10
2	TE0005-24			2,4 mm	3/32"	22 mm	45V44	10
3	TD0005-05			0,5 mm	.020"	23 mm	53N62	10
3	TD0005-10			1,0 mm	.040"	23 mm	53N63	10
3	TD0005-16			1,6 mm	1/16"	23 mm	53N64	10
3	TD0005-24			2,4 mm	3/32"	23 mm	24GLC332	10
4	TQ0024						53N66	10

## TIG SUPER 50 - CONSUMABLES



### STANDARD 500A FOR Ø 1,6÷4,8 ELECTRODES

	CODE		Gr	Ø		↔	REF	
1	TC0118		8	12,7 mm	1/2"	48 mm	57N74	10
1	TC0119		10	15,7 mm	5/8"	48 mm	53N88	10
1	TC0120		12	19,5 mm	3/4"	48 mm	53N87	10
2	TE0097-16			1,6 mm	1/16"		-	2
2	TE0097-24			2,4 mm	3/32"		-	2
2	TE0097-32			3,2 mm	1/8"		-	2
2	TE0097-40			4,0 mm	5/32"		-	2
2	TE0097-48			4,8 mm	3/16"		-	2
2b	TE0098-48			1,6 ÷ 4,8 mm	1/16" ÷ 3/16"		-	1
3	TD0097-16			1,6 mm	1/16"		-	10
3	TD0097-24			2,4 mm	3/32"		-	10
3	TD0097-32			3,2 mm	1/8"		-	10
3	TD0097-40			4,0 mm	5/32"		-	10
3	TD0097-48			4,8 mm	3/16"		-	10
4	TQ0993						-	10
7	BW0056					58 mm	57Y03	10
7	BW0066					117 mm	57Y02	10
7	BW0067					22,5 mm	57Y04	10
7	EA0130							10

### STANDARD 500A FOR Ø 6,4 ELECTRODES

	CODE		Gr	Ø		↔	REF	
1	TC0118		8	12,7 mm	1/2"	48 mm	57N74	10
1	TC0119		10	15,7 mm	5/8"	48 mm	53N88	10
1	TC0120		12	19,5 mm	3/4"	48 mm	53N87	10
2	TE0097-64			6,4 mm	1/4"		-	1
4	TQ0993						-	10
7	BW0993			6,4 mm	1/4"		-	10
7	BW0994			6,4 mm	1/4"		-	10
7	EA0130							10

Ø 6,4mm /1/4" : collet (part 3) is included in the back cup (5); part 2b not required.


### STANDARD 400A

	CODE		Gr	Ø		↔	REF	
1	TC0002		4	6,4 mm	1/4"	47 mm	10N50	10
1	TC0003		5	8 mm	5/16"	47 mm	10N49	10
1	TC0004		6	9,8 mm	3/8"	47 mm	10N48	10
1	TC0005		7	11,2 mm	7/16"	47 mm	10N47	10
1	TC0006		8	12,7 mm	1/2"	47 mm	10N46	10
1	TC0007		10	15,7 mm	5/8"	47 mm	10N45	10
1	TC0008		12	19 mm	3/4"	47 mm	10N44	10
1	TC0091		5	8 mm	5/16"	76 mm	10N49L	10
1	TC0092		6	9,5 mm	3/8"	76 mm	10N48L	10
1	TC0093		7	11 mm		76 mm	10N47L	10
2	TE0001-05			0,5 mm	.020"	47 mm	10N29	10
2	TE0001-10			1,0 mm	.040"	47 mm	10N30	10
2	TE0001-16			1,6 mm	1/16"	47 mm	10N31	10
2	TE0001-20			2,0 mm	5/64"	47 mm	-	10
2	TE0001-24			2,4 mm	3/32"	47 mm	10N32	10
2	TE0001-32			3,2 mm	1/8"	47 mm	10N28	10
2	TE0001-40			4,0 mm	5/32"	47 mm	406488	10
2	TE0001-48			4,8 mm	3/16"	47 mm	30126	10
3	TD0001-05			0,5 mm	.020"	50 mm	10N21	10
3	TD0001-10			1,0 mm	.040"	50 mm	10N22	10
3	TD0001-16			1,6 mm	1/16"	50 mm	10N23	10
3	TD0001-20			2,0 mm	5/64"	50 mm	-	10
3	TD0001-24			2,4 mm	3/32"	50 mm	10N24	10
3	TD0001-32			3,2 mm	1/8"	50 mm	10N25	10
3	TD0001-40			4,0 mm	5/32"	50 mm	54N20	10
3	TD0001-48			4,8 mm	3/16"	50 mm	30028	10
4	TQ0008						-	10
7	BW0056					58 mm	57Y03	10
7	BW0066					117 mm	57Y02	10
7	BW0067					22,5 mm	57Y04	10
7	EA0130							10

Series 18 HC parts can be used for Super 50 at 400A or less.



# TIG CONSUMABLES BLISTER



CODE				PCS X	
BW0056P		tig cap 58 mm	17 – 18 – 26	3	10
BW0064P		back cap 53 mm	9 – 20	3	10
BW0065P		back cap 17,5 mm	9 – 20	3	10
BW0067P		back cap 22,5 mm	17 – 18 – 26	3	10
TC0003P		gr 5	17 – 18 – 26	6	10
TC0004P		gr 6	17 – 18 – 26	6	10
TC0005P		gr 7	17 – 18 – 26	6	10
TC0006P		gr 8	17 – 18 – 26	6	10
TC0007P		gr 10	17 – 18 – 26	6	10
TC0008P		gr 12	17 – 18 – 26	6	10
TC0012P		gr 4	9 – 20	6	10
TC0013P		gr 5	9 – 20	6	10
TC0014P		gr 6	9 – 20	6	10
TC0015P		gr 7	9 – 20	6	10
TC0016P		gr 8	9 – 20	6	10
TC0017P		gr 10	9 – 20	6	10
TD0001P16		Ø 1.6	17 – 18 – 26	4	10
TD0001P20		Ø 2.0	17 – 18 – 26	4	10
TD0001P24		Ø 2.4	17 – 18 – 26	4	10
TD0001P32		Ø 3.2	17 – 18 – 26	4	10
TD0001P40		Ø 4.0	17 – 18 – 26	4	10
TD0003P16		Ø 1.6	9 – 20	4	10
TD0003P20		Ø 2.0	9 – 20	4	10
TD0003P24		Ø 2.4	9 – 20	4	10
TD0003P32		Ø 3.2	9 – 20	4	10


CODE				PCS X	
TE0001P16		Ø 1.6	17 – 18 – 26	3	10
TE0001P20		Ø 2.0	17 – 18 – 26	3	10
TE0001P24		Ø 2.4	17 – 18 – 26	3	10
TE0001P32		Ø 3.2	17 – 18 – 26	3	10
TE0001P40		Ø 4.0	17 – 18 – 26	3	10
TE0003P16		Ø 1.6	9 – 20	3	10
TE0003P20		Ø 2.0	9 – 20	3	10
TE0003P24		Ø 2.4	9 – 20	3	10
TE0003P32		Ø 3.2	9 – 20	3	10
TQ0001P		insulator	9 – 20	3	10
TQ0002P		insulator	17 – 18 – 26	3	10

# QUICK CONNECTORS


## WATER - MINI GAS



### WATER



CODE		COLOR	
FA3020	water - Ø 6 mm	-	10
FA3083	water - Ø 8 mm	-	10



CODE	Ø	COLOR	
FA3045	Ø 6 mm	-	10
FA3046	Ø 8 mm	-	10
FA3047	Ø 10 mm	-	10
FA3075	Ø 6 mm	red	10
FA3076	Ø 8 mm	red	10
FA3085	Ø 6 mm	blue	10
FA3086	Ø 8 mm	blue	10



CODE	A	COLOR	
FA3066	1/8 G	-	10



CODE		COLOR	
FA1088	water - 5/8-18 UNF LH		1



CODE	A	COLOR	
FA3044	1/8 G	-	10
FA3074	1/8 G	red	10
FA3084	1/8 G	blue	10




CODE	A	COLOR	
FA3051	M 14x1	-	10
FA3052	¼ G	-	10
FA3053	3/8 G	-	10

### MINI GAS



CODE		COLOR	
FA3081	mini GAS - Ø 5 mm	-	10



CODE		COLOR	
FA3054	Ø 5 mm	-	10

# REDUCTIONS



CODE	A	
------	---	--

FA5121		M12x1	1
FA5122		9/16 – 18 UNF	1
FA5123		3/8" G	1
FA5124		M14x1	1

CODE	B	
------	---	--

FA5125		1/8" G	1
		1/4 G	

CODE	C	
------	---	--

FA5003		M14x1	1
FA5028		1/8" G	1
FA5029		1/4" G	1
FA5039		M10x1	1
FA5040		M12x1	1

CODE	D	
------	---	--

FA5105		1/4" G	1
FA5106		3/8" G	1
FA5110		M10x1	1

CODE	E	
------	---	--

FA5107		5/8" - 18 UNF RH	1
FA5108		3/8" - 18 UNF RH	1
FA5109		M12x1	1

CODE	B	
------	---	--

FA5129		1/4" G	1
		1/4 G	

CODE	F	
------	---	--

FA5004		3/8" G	1
FA5045		9/16 – 18 UNF	1
FA5049		M12x1	1

CODE	G	
------	---	--

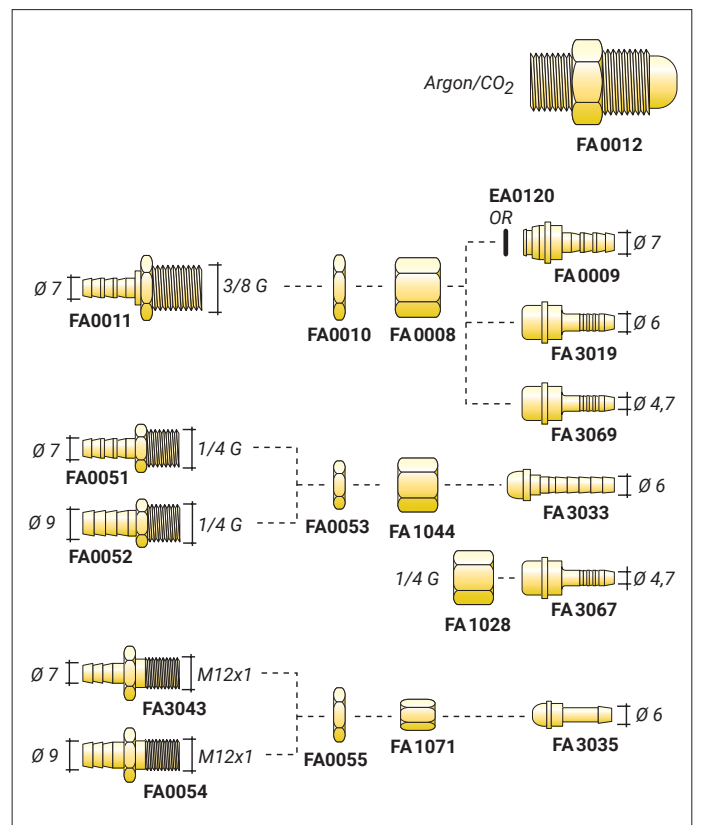
FA5131		3/8" G	1
FA5132		1/4" G	1

CODE	H	
------	---	--

FA5146		M12x1	1

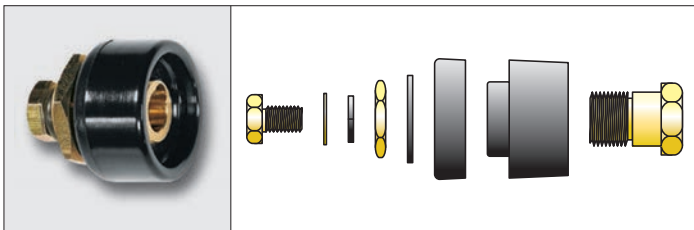

CODE	M	
------	---	--

FA5114		M10x1	1



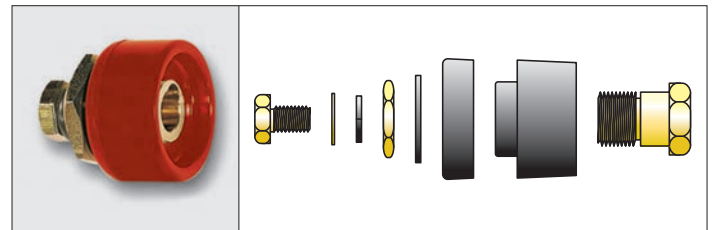
**CABLE CONNECTORS**  
PANEL SOCKETS / PLUGS

CE EN 60974-12



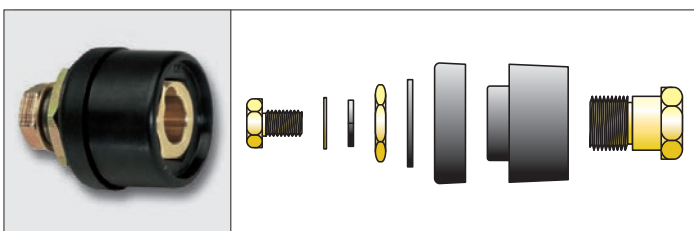
**TBE MINI**

CODE	⊗	∅	∅	X 60%	AWG	
CX0030	10 – 25 mm <sup>2</sup>	14 mm	32 mm	200 A	6-4	100
CX0530	10 – 25 mm <sup>2</sup>	14 mm	32 mm	200 A	6-4	1



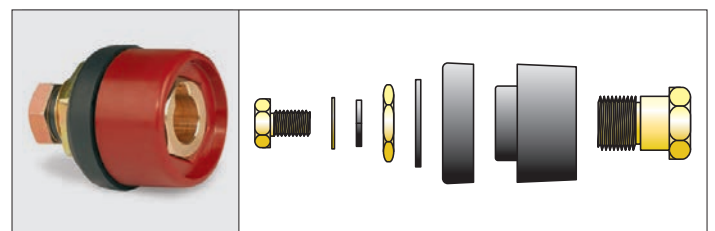
**TBE MINI**

CODE	⊗	∅	∅	X 60%	AWG	
CX0529	10 – 25 mm <sup>2</sup>	14 mm	32 mm	200 A	6-4	1



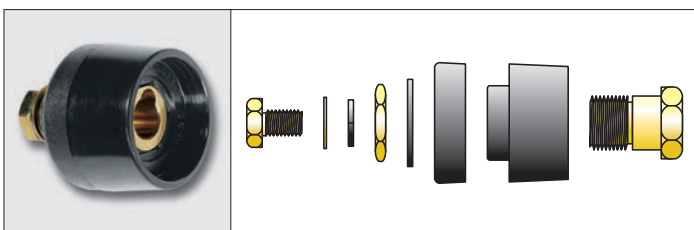
**TBE STD**

CODE	⊗	∅	∅	X 60%	AWG	
CX0558	35 – 70 mm <sup>2</sup>	21 mm	38 mm	400 A	1-2/0	1
CX0058	35 – 70 mm <sup>2</sup>	21 mm	38 mm	400 A	1-2/0	50
CX0559	70 – 95 mm <sup>2</sup>	24 mm	38 mm	500 A	2/0-3/0	1
CX0059	70 – 95 mm <sup>2</sup>	24 mm	38 mm	500 A	2/0-3/0	50



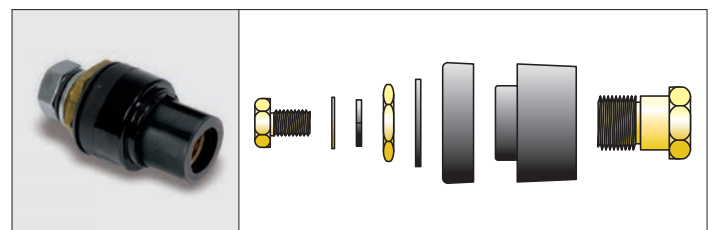
**TBE STD**

CODE	⊗	∅	∅	X 60%	AWG	
CX0560	35 – 70 mm <sup>2</sup>	21 mm	38 mm	400 A	1-2/0	1



**TBE HIGH**

CODE	⊗	∅	∅	X 60%	AWG	
CX0031	35 – 70 mm <sup>2</sup>	21 mm	49 mm	400 A	2-2/0	50
CX0531	35 – 70 mm <sup>2</sup>	21 mm	49 mm	400 A	2-2/0	1
CX0032	70 – 95 mm <sup>2</sup>	24 mm	49 mm	500 A	2/0-3/0	50
CX0532	70 – 95 mm <sup>2</sup>	24 mm	49 mm	500 A	2/0-3/0	1



**TBE ULTRA**

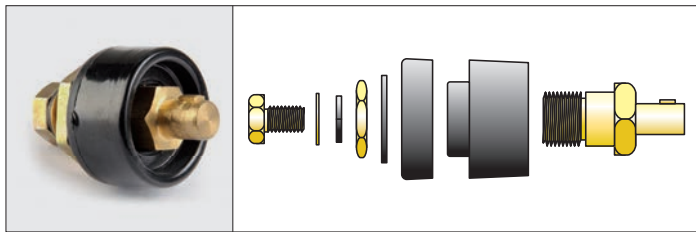
CODE	⊗	∅	∅	X 60%	AWG	
CX0033	95 – 120 mm <sup>2</sup>	28 mm	44 mm	590 A	3/0-4/0	25
CX0533	95 – 120 mm <sup>2</sup>	28 mm	44 mm	590 A	3/0-4/0	1

AWG = American Wire Gauge

# CABLE CONNECTORS

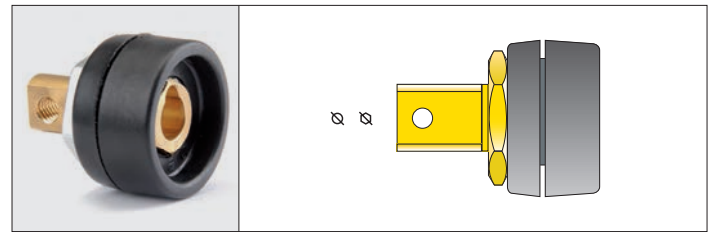
PANEL SOCKETS / PLUGS

CE EN 60974-12



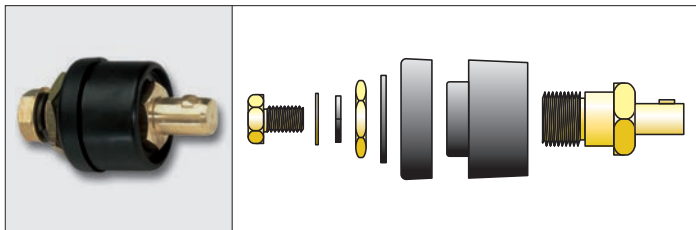
**TSE MINI**

CODE	⊗	∅	∅	X 60%	AWG	📦
CX0010	10 – 25 mm <sup>2</sup>	14 mm	32 mm	200 A	6-4	100



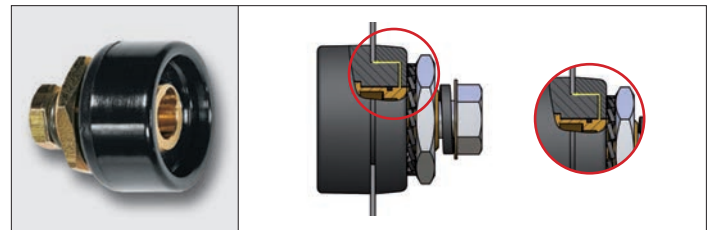
**TBE MINI PLASMA 90°**

CODE	⊗	∅	∅	X 60%	AWG	📦
CX0180	10 – 25 mm <sup>2</sup>	14 mm	32 mm	200 A	6-4	200



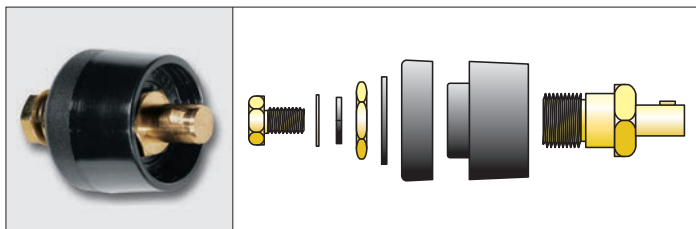
**TSE STD**

CODE	⊗	∅	∅	X 60%	AWG	📦
CX0072	35 – 70 mm <sup>2</sup>	21 mm	38 mm	400 A	2-2/0	50
CX0073	70 – 95 mm <sup>2</sup>	24 mm	38 mm	500 A	2/0-3/0	50
CX0572	35 – 70 mm <sup>2</sup>	21 mm	38 mm	400 A	2-2/0	1
CX0573	70 – 95 mm <sup>2</sup>	24 mm	38 mm	500 A	2/0-3/0	1



**TBE MINI PLASMA**

CODE	⊗	∅	∅	X 60%	AWG	📦
CX0015	10 – 25 mm <sup>2</sup>	14 mm	32 mm	200 A	6-4	100



**TSE HIGH**

CODE	⊗	∅	∅	X 60%	AWG	📦
CX0012	35 – 70 mm <sup>2</sup>	21 mm	49 mm	400 A	2-2/0	50
CX0013	70 – 95 mm <sup>2</sup>	24 mm	49 mm	500 A	2/0-3/0	50



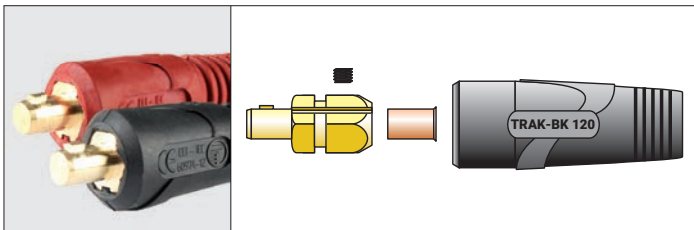
**ADAPTER SK**

CODE	⊗	∅	∅	X 60%	AWG	📦
CX0070	10 – 25 mm <sup>2</sup>					1

AWG = American Wire Gauge

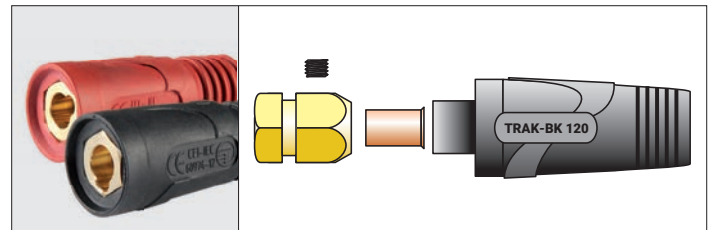
**CABLE CONNECTORS**  
SOCKETS / PLUGS

CE EN 60974-12



**TSK - BLACK**

CODE	⊗	∅	X 60%	AWG	📦
CX0020	10 – 25 mm <sup>2</sup>	14 mm	200 A	6-4	100
CX0520	10 – 25 mm <sup>2</sup>	14 mm	200 A	6-4	1
CX0021	35 mm <sup>2</sup>	21 mm	250 A	2	50
CX0521	35 mm <sup>2</sup>	21 mm	250 A	2	1
CX0022	50 mm <sup>2</sup>	21 mm	315 A	1/0	50
CX0522	50 mm <sup>2</sup>	21 mm	315 A	1/0	1
CX0023	70 mm <sup>2</sup>	24 mm	400 A	2/0	50
CX0523	70 mm <sup>2</sup>	24 mm	400 A	2/0	1
CX0025	70 mm <sup>2</sup>	21 mm	400 A	2/0	50
CX0525	70 mm <sup>2</sup>	21 mm	400 A	2/0	1
CX0024	95 mm <sup>2</sup>	24 mm	500 A	3/0	25
CX0524	95 mm <sup>2</sup>	24 mm	500 A	3/0	1



**TBK - BLACK**

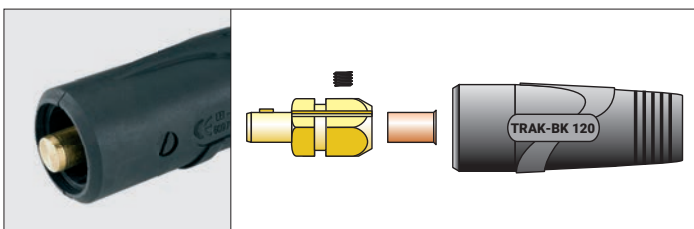
CODE	⊗	∅	X 60%	AWG	📦
CX0040	10 – 25 mm <sup>2</sup>	14 mm	200 A	6-4	100
CX0540	10 – 25 mm <sup>2</sup>	14 mm	200 A	6-4	1
CX0041	35 mm <sup>2</sup>	21 mm	250 A	2	50
CX0541	35 mm <sup>2</sup>	21 mm	250 A	2	1
CX0042	50 mm <sup>2</sup>	21 mm	315 A	1/0	50
CX0542	50 mm <sup>2</sup>	21 mm	315 A	1/0	1
CX0043	70 mm <sup>2</sup>	24 mm	400 A	2/0	50
CX0543	70 mm <sup>2</sup>	24 mm	400 A	2/0	1
CX0067	70 mm <sup>2</sup>	21 mm	400 A	2/0	50
CX0567	70 mm <sup>2</sup>	21 mm	400 A	2/0	1
CX0044	95 mm <sup>2</sup>	24 mm	500 A	3/0	25
CX0544	95 mm <sup>2</sup>	24 mm	500 A	3/0	1

**TSK - RED**

CODE	⊗	∅	X 60%	AWG	📦
CX0519	10 – 25 mm <sup>2</sup>	14 mm	200 A	6-4	1
CX0516	35 mm <sup>2</sup>	21 mm	250 A	2	1
CX0517	50 mm <sup>2</sup>	21 mm	315 A	1/0	1
CX0518	70 mm <sup>2</sup>	21 mm	400 A	2/0	1

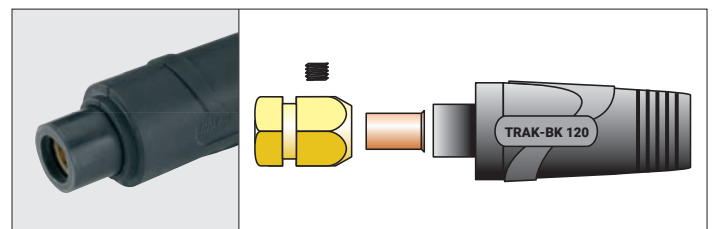
**TBK - RED**

CODE	⊗	∅	X 60%	AWG	📦
CX0545	10 – 25 mm <sup>2</sup>	14 mm	200 A	6-4	1
CX0547	35 – 70 mm <sup>2</sup>	21 mm	400 A	2/0	1

























**TSK ULTRA**























CODE	⊗	∅	X 60%	AWG	📦
CX0066	95 – 120 mm <sup>2</sup>	28 mm	590 A	3/0-4/0	15
CX0566	95 – 120 mm <sup>2</sup>	28 mm	590 A	3/0-4/0	1




**TBK ULTRA**

CODE	⊗	∅	X 60%	AWG	📦
CX0046	95 – 120 mm <sup>2</sup>	28 mm	590 A	3/0-4/0	15
CX0546	95 – 120 mm <sup>2</sup>	28 mm	590 A	3/0-4/0	1

	Description
	Length
	Thickness
	Diameter
<b>Gr</b>	Weight of TIG ceramic nozzles
	Connection type
	Plasma cutting torch type
	MIG (GMAW) welding torch type
	TIG (GTAW) welding torch type
	Tungsten electrode type
<b>REF</b>	International reference
	Quantity per pack
<b>PCS X</b> 	Pieces per blister
<b>X</b> 	Blisters per box
<b>PCS X</b> 	Pieces per box/kit
	Air cooling
	Water cooling
	Plasma torch weight at a height of 1 meter
	MIG torch weight at a height of 1 meter
	TIG torch weight at a height of 1 meter
<b>NO HF</b>	Plasma torch without high frequency
<b>HF</b>	Plasma torch with high frequency
<b>V PEAK</b>	Voltage class
	Air pressure
	Air consumption
	Cutting thickness
	Cooling liquid pressure
<b>V MOTOR</b>	Motor voltage

	Gas type
<b>X 35%</b>	Duty cycle @ 35%
<b>X 60%</b>	Duty cycle @ 60%
<b>X 100%</b>	Duty cycle @ 100%
<b>A</b>	Ampere
	Wire diameter
	Wire feed speed
	Electrode diameter
	Contact cutting short wear parts
	Contact cutting long wear parts
	Drag cutting short wear parts
	Drag cutting long wear parts
	Gouging wear parts
	<b>TIP HOLE</b> Tip hole to be used with the flow meter during the air flow test
	<b>ORING</b> O-ring (used for liners)
	Fixed head (used for liners)
	Passing head (used for liners)
	<b>INT</b> Internal diameter
	<b>EXT</b> External diameter
	<b>NO COVER</b> External diameter without cover (used for liners)
	Hexagon size
<b>AWG</b>	American Wire Gauge
	Cable size (diameter)
	<b>MIN</b> Minimum air flow
	<b>MAX</b> Maximum air flow
	Capture efficiency
	<b>DIFF</b> Pressure difference with minimum flow



**Trafimet Group Spa**

Via del Lavoro, 8  
36020 Castegnero  
Vicenza, Italy  
Ph. +39 0444739900  
Fax +39 0444739999  
info@trafimet.com

**Trafimet Schweisstechnik GmbH**

Im Gewerbegebiet 20  
36289 Friedewald  
Deutschland  
Ph. +49 66749000  
Fax +49 667490028  
info@trafimet.de

**Trafimet Kaynak Sistemleri A.Ş.**

İkitelli O.S.B. Heskop H Blok  
Sinpaş İş Modern Ticaret Merkezi  
Kat.3 No.66 Başakşehir 34490  
İstanbul, Türkiye  
Ph. +90 212 8091700  
Fax +90 212 8091703  
info@trafimet.com.tr

**Italy**

Ph. +39 0444 739800  
Fax +39 0444 739899

**Export**

Ph. +39 0444 739900  
Fax +39 0444 739999

© 2022 Trafimet Group SpA a socio unico  
Edition 01/2022  
Code EA2775

All trademarks are exclusive property of the respective companies.  
Data and images are indicative and may be changed in any time without notice.

Distributor